

System 44 Next Generation Daily Usage Report

In response to teachers' and administrators' needs in the new at-home learning environment, HMH has released the *System 44* Next Generation Daily Usage Report to monitor student use of the program at home.

Accessing the Report on SAM

To access the Daily Usage Report, log in to SAM, select the Reports tab, and select Classroom Reports from the report pulldown menu. The report is available to teachers at the Classes level in the SmartBar and to administrators at the Grade, Teacher, and Classes levels.



The screenshot shows the SAM interface for user Sarah Greene. The 'Reports' tab is active, and the 'Classroom Reports' filter is selected. Under the 'System 44 Next Generation' section, the 'Daily Usage Report' is selected. The interface also shows a table of other reports and a 'Run Report' button.

Name	Type	Date Last Run
System 44 Next Generation		
<input checked="" type="radio"/> Daily Usage Report	Progress Monitoring	05/14/20
<input type="radio"/> Grading Report	Progress Monitoring	
<input type="radio"/> Reading Progress Report	Progress Monitoring	
<input type="radio"/> Response To Intervention Report	Progress Monitoring	
Math Inventory		
<input type="radio"/> Growth Report	Progress Monitoring	
<input type="radio"/> Incomplete Test Report	Management	
<input type="radio"/> Instructional Planning Report	Instructional Planning	
The Phonics Inventory		
<input type="radio"/> Screening and Placement Report	Diagnostic	
<input type="radio"/> Summary Progress Report	Progress Monitoring	
Reading Counts!		
<input type="radio"/> Award Report	Progress Monitoring	
<input type="radio"/> Book Frequency and Rating Report	Instructional Planning	
<input type="radio"/> Books Read Report	Progress Monitoring	
<input type="radio"/> Most Frequent Quizzes Report	Instructional Planning	
<input type="radio"/> Points Report	Progress Monitoring	

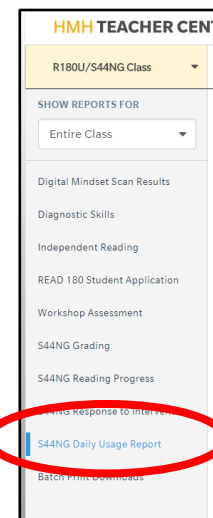
The Daily Usage Report may also be accessed for

individual students. Select the student from the SmartBar, then select the Student Daily Usage Report from the report index. The report may be filtered by demographic profile and sorted by column.

Accessing the Report in HMH Teacher Central

To access the report in HMH Teacher Central, log in to HMH Teacher Central and click the Data Dashboard.

Select the *System 44* Next Generation Daily Usage Report from the report list on the left-hand side.



The screenshot shows the HMH Teacher Central interface for class R180U/S44NG. A list of reports is displayed, with 'S44NG Daily Usage Report' circled in red.

- Digital Mindset Scan Results
- Diagnostic Skills
- Independent Reading
- READ 180 Student Application
- Workshop Assessment
- S44NG Grading
- S44NG Reading Progress
- Response to Intervention
- S44NG Daily Usage Report**
- Batch Print Scores

Running the Report

Using SAM

Select the Daily Usage Report from the *System 44* Next Generation report list, then select the desired time period (the default setting is This Grading Period). Click **Run Report** to generate a PDF with the selected data.

To filter the report by student demographics, From the Customization menu, click the **Demographic Filter** link on the Customization menu to open the Filter. Make the appropriate selections to filter the report by one or more of the demographic categories.

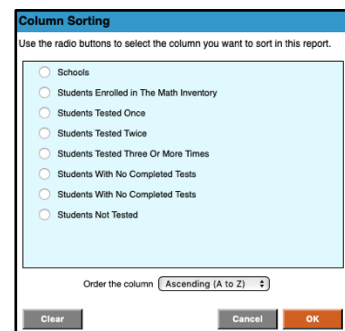
When the filters are selected, click **OK**. To clear selections without running the report, click **Clear**. Click **Run Report** from to run the report with the settings in the Demographic Filter.

The filter will clear once the report generates successfully.

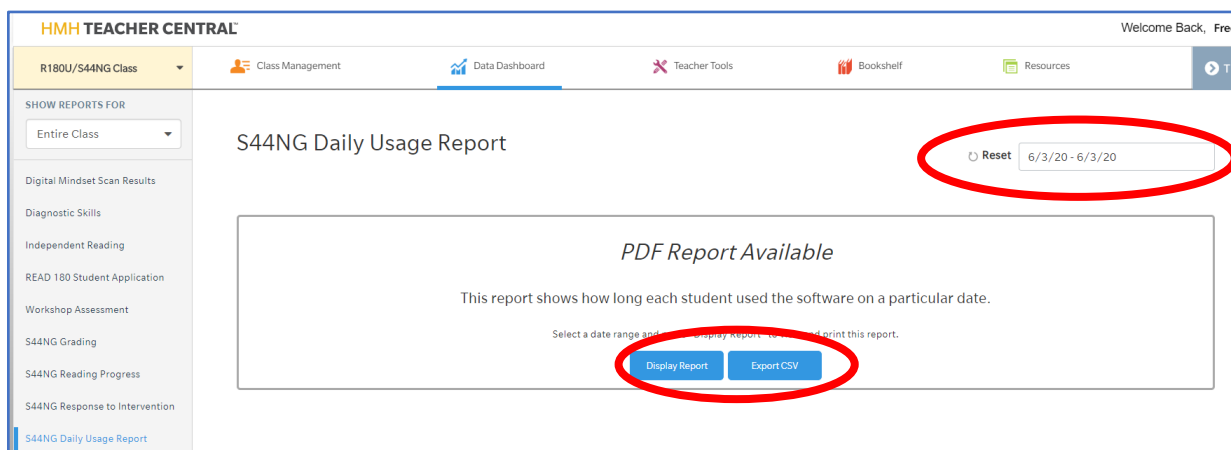
To sort the columns of the report, click the **Column Sorting** link in the Customization box to view the sorting options.

Use the menu in the Column Sorting window to select how the report should be sorted, then select whether to display the data in ascending or descending order. Only one parameter may be selected at a time. Click **OK** when finished, then click **Run Report** to run the report with the columns sorted.

The filter will clear once the report generates successfully.

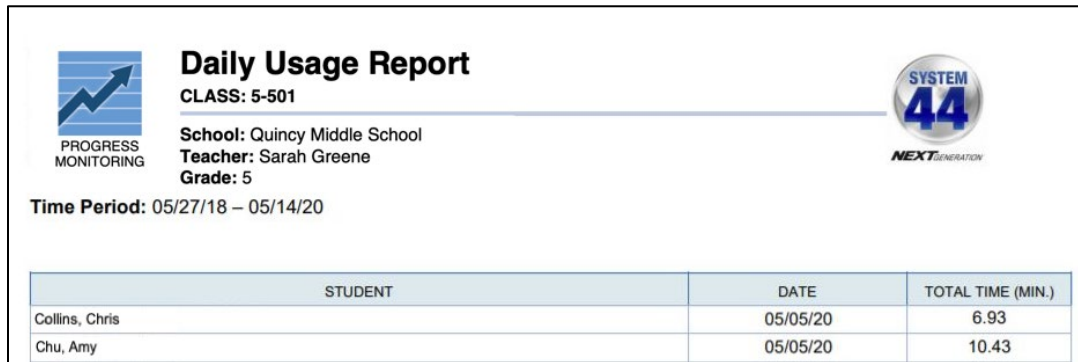



Using HMH Teacher Central



To run the report from HMH Teacher Central, select a date range, then click **Display Report** to view and print the report, or **Export CSV** to download the report as a CSV file.

Using the Report



The screenshot shows a 'Daily Usage Report' for class 5-501. It includes a 'PROGRESS MONITORING' logo with a blue bar chart and an upward arrow, and a 'SYSTEM 44 NEXT Generation' logo. The report details the school as Quincy Middle School, the teacher as Sarah Greene, and the grade as 5. The time period is 05/27/18 to 05/14/20. A table lists student usage for 05/05/20.

STUDENT	DATE	TOTAL TIME (MIN.)
Collins, Chris	05/05/20	6.93
Chu, Amy	05/05/20	10.43

This report will show how long each student used the *System 44* Next Generation software each day, within the time period selected.