

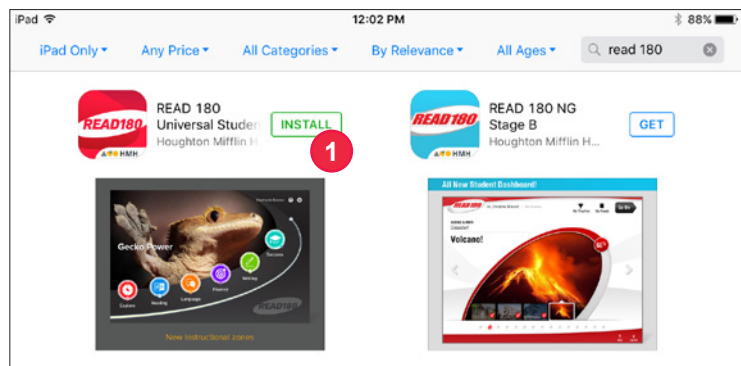
Step-by-step instructions are provided for installing and configuring the *READ 180*® Universal Student Application (Student App) for mobile access. Before you begin, be sure to have your Site ID. Contact your administrator if you do not have this information.

Additionally, instructions are provided on how to bookmark HMH Student Central™, HMH Teacher Central™, and Independent Reading if you have an active account.

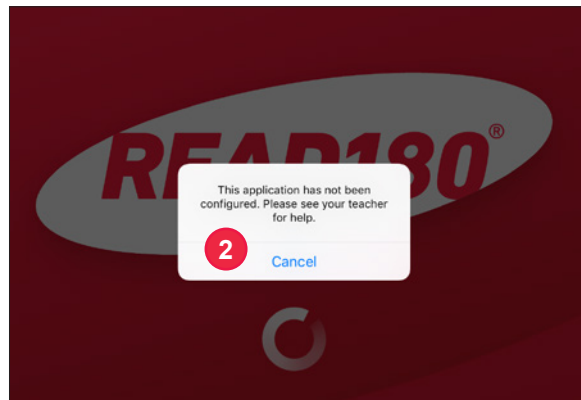
Install and Configure the *READ 180* Universal Student App for Mobile Access

- 1 In the iTunes® store, search for the *READ 180* Universal Student App (R180U). Tap **Install**.

Note: iPad® requirements – iPad 4 or later; iOS® 10.3.3 or later



- 2 Upon initial launch of R180U, you will see the configuration warning message.



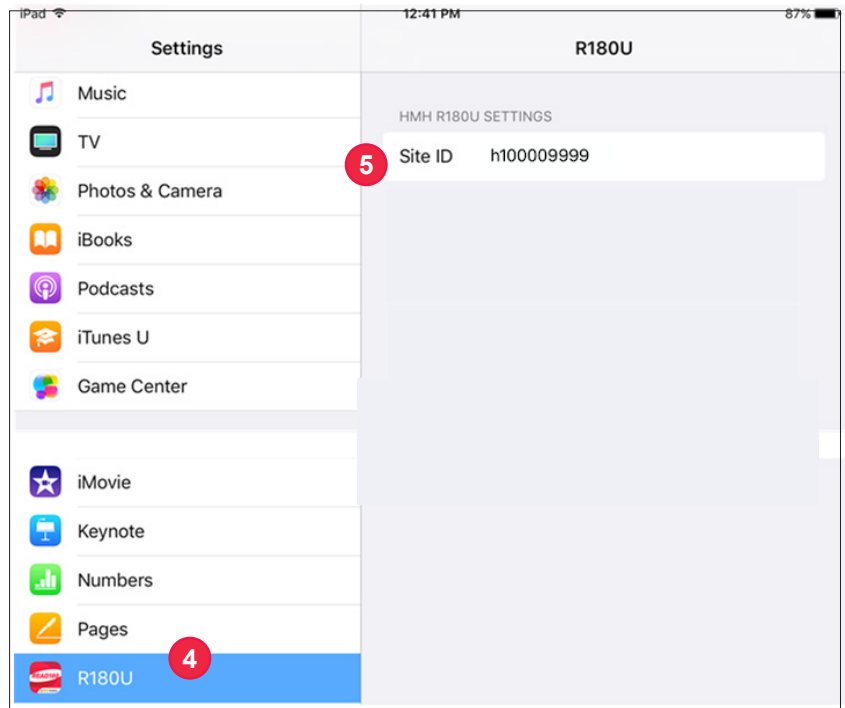
- 3 Tap the **Home** button to return to the Home screen. From the Home screen, tap **Settings**.



4 Locate and tap **R180U** in the sidebar menu in **Settings**.

5 Type the site identification number (Site ID). The Site ID is the host ID number, which begins with an "h" and is followed by eight digits.

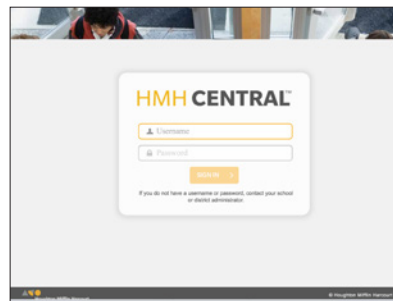
Ask your administrator if you do not have this information.



6 Press the **Home** button to return to the home screen.

7 Tap the *READ 180* Universal App.

8 Using your *READ 180* Universal username and password, log in to access the HMH Student App dashboard.



Create Bookmarks for HMH Student Central, HMH Teacher Central, and Independent Reading

1 From the iPad dock, tap **Safari**®.



2 Type the URL to either HMH Student Central or HMH Teacher Central.

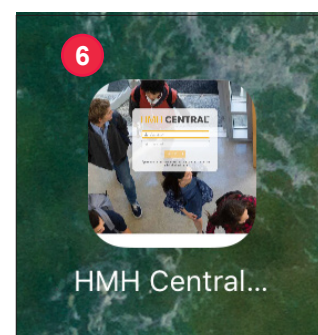
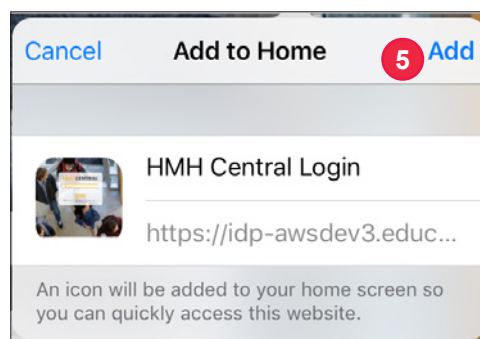
3 Tap the **Share** button.

4 Tap **Add to Home Screen**.



5 Tap **Add**.

6 The HMH Central™ Login bookmark appears on the **Home** screen as an icon.



To create a bookmark for Independent Reading:

1 Once you are logged into HMH Student Central, open Independent Reading.

2 Tap the **Share** button and then tap **Add to Home Screen**.

3 Type **Independent Reading**.

4 Tap **Add**.

5 The Independent Reading bookmark appears on the Home screen as an icon.

