

HMH Assessment Overview

For Leaders

**Less Testing.
More Insight.**

Connected insights to
teach, communicate,
and lead.



Integrated HMH Learning Platform

Powerful assessments, best-in-class core instruction, personalized practice, intensive intervention, and meaningful professional learning are uniquely **integrated** to empower teaching and learning – on *HMH Ed*[®], the HMH learning platform.

Explore how our suite of connected solutions and shared reporting provide **standards-aligned, customizable teaching** and learning moments.



HMH Connected Teaching and Learning



Table of Contents

Explore HMH's assessment and reporting

Learning Data to Empower Teachers.....	04
HMH Connected Assessments	05
HMH's Growth Measure®	
Amira	
Waggle®	
Writable®	
Core Assessments	
From Insight to Action.....	17
Shared Reporting on Ed	18
Growth Report	
Standards Report	
Class Reports	
District Data Exports	
Professional Learning	30



The right mix of learning data

To empower teaching, learning, and leading

Assess less, measure more

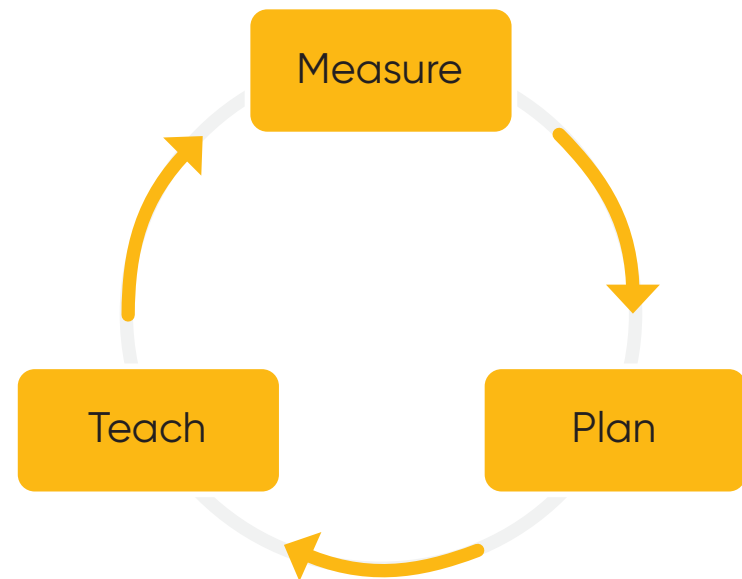
Using HMH's complete assessment suite means whether measuring learning with the mid-year benchmark assessment or an in-program end-of-unit test, teachers know what's next and leaders can keep a pulse on program usage and student growth.

Instruction to match learning needs

Insights from HMH's assessments facilitate differentiated instruction with standards-aligned content and grouping recommendations leaders can access.

High-quality instruction for all

Assessment data informs HMH's connected solutions to monitor the impact of instruction on overall growth and ensure whole class and differentiated instruction meets every student's needs.



HMH Connected Assessments

Measure the moment, effortlessly

Click on an assessment to explore

Benchmark



ELA & Math benchmark assessments measure overall grade-level performance

AI-Driven Formative Assessment



Dyslexia risk screening, oral reading fluency assessment, and normed progress monitoring for foundational reading



Differentiated instruction and targeted practice deliver real-time insights into skill development and student growth

Writing



Writing assessment with peer review builds skills and enhances the writing process

Core Curriculum Assessment

Standards-aligned, age-appropriate assessments embedded directly into HMH math, ELA, science, and social studies programs



ELA and Math Benchmark Assessment

Measure and monitor growth 3x/school year with *HMH Growth Measure*

Overview: Available for Grades 2–11 (ELA) and K–12 (Math)

HMH Growth Measure is a research-based and adaptive benchmark assessment designed to inform instruction.

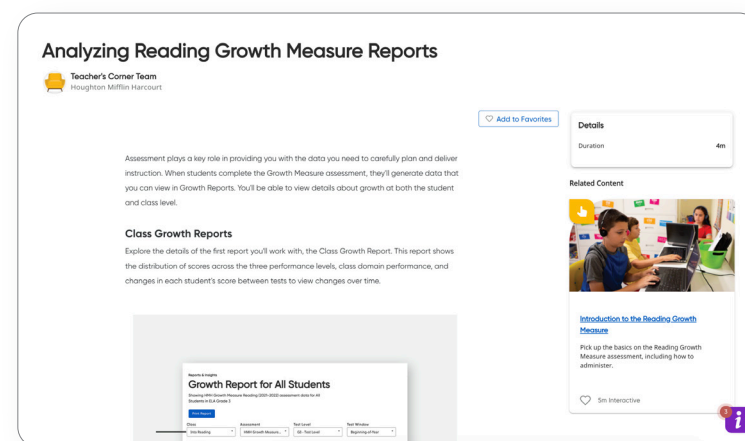
Included with your HMH subscription*, *HMH Growth Measure* provides clear, actionable reporting—no data science degree required.

Reports

- Growth Report
- Standards Report
- Program Activity Report

Special Features

- Included with your HMH subscription* at no additional cost
- Powerful teacher support available in Teacher's Corner on *Ed*
- Connects students with differentiated instruction in *Waggle* for Math and ELA
- Informs placement into HMH Intervention (*Read 180* and *Math 180*)
- Takes less than 45 minutes to complete



Teacher's Corner on *Ed* provides on-demand professional learning, live events, and classroom videos to make interpreting assessment data easy and fun.

* Visit hnhco.com/programs/hmh-growth-measure to learn more.



Jump to Reports

ELA and Math Benchmark Assessment

Measure and monitor growth 3x/school year with *HMH Growth Measure*

HMH Content Connection

HMH Growth Measure for Math and ELA provides standards-aligned reporting that makes it easy to find relevant HMH content for teaching and re-teaching specific standards.

Differentiation Support

Each student's *Growth Measure* results directly place them into differentiated, gamified practice and lessons in *Waggle*.

Included with:

- *HMH Into Math*® (Grades K–8)
- *HMH Into AGA*® (Grades 8–12)
- *Math in Focus*® (Grades K–6)
- *Go Math!*® (Grades K–8)
- *Math 180*® (Grades 5–12)
- *Waggle* (Grades K–8)
- *HMH Into Reading*® (Grades K–6)
- *HMH Into Literature*® (Grades 6–12)
- *HMH Reads*™ (Grades K–5)
- *English 3D*® (Grades K–4)

Funding Fun Fact:

HMH Growth Measure can save the average school district \$160,000/year
That's enough to fund year-round HMH coaching for 200+ teachers and coordinators.

Note:

Assumes average district size of 10,000 students
x \$8/assessment for two subjects. Coaching
Membership valued at \$14,500 per 20 teachers.



New! Foundational Literacy Assessment

Measure and monitor growth 3x/school year with *HMH Growth Measure*

Overview: Available for Grades K–2 (ELA)

HMH Foundational Literacy Assessment (FLA) is a benchmark assessment measuring student knowledge on the following domains:

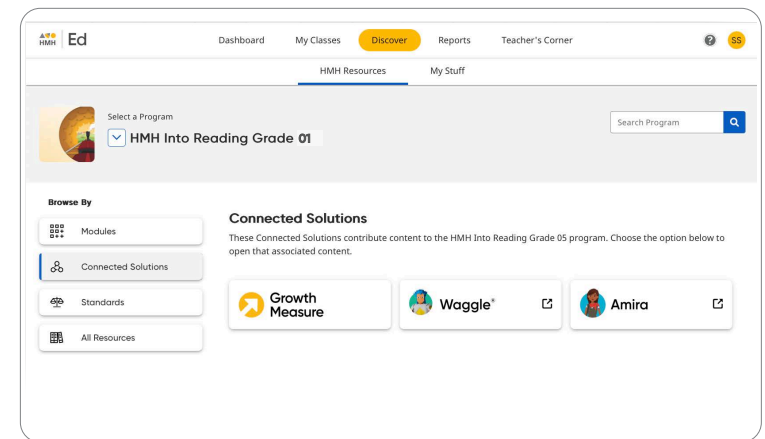
- Phonological Awareness
- Alphabet Knowledge
- Phonics & Word Recognition: High Frequency Words
- Phonics & Word Recognition: Letter Sound Correspondence
- Phonics & Word Recognition: Nonsense Word Decoding

Special Features

- Included with your HMH K–2 subscription at no additional cost
- Takes less than 20 minutes to complete

Reports

- Growth Report
- Standards Report



The Teacher's Discover Tab on *Ed* provides easy assignment of Growth Measure.



Jump to Reports

Dyslexia Risk Screening

+ Oral reading fluency assessment and normed progress monitoring

Overview: Available for Grades K-5

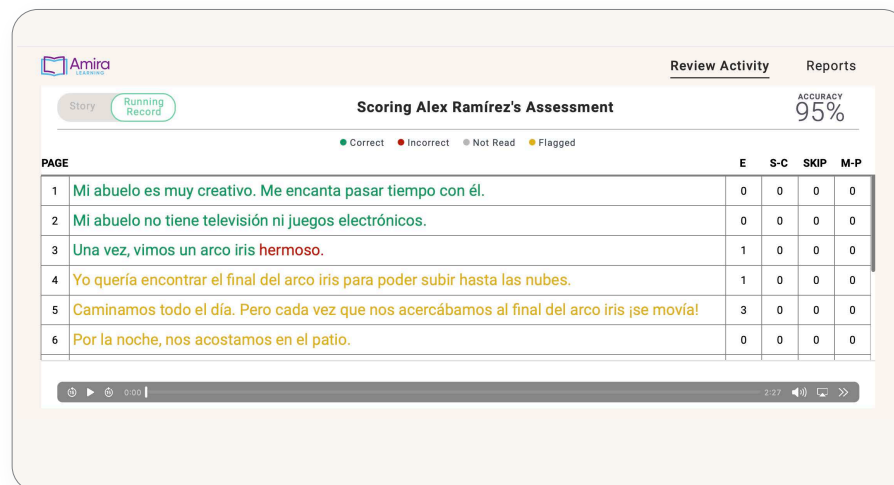
Teaching a child to read is life-changing, but where do you start? With HMH, you can assess students' oral reading fluency, automate running records, and screen for dyslexia risk for every student in the class—at the same time. Plus, each student's assessment results place them directly into ESSA-strong reading tutoring.

Reports

- Benchmark Report
- Running Record
- Dyslexia Risk Report
- Progress Report
- Instructional Recommendations Report
- Reading Rope Report
- Skills Diagnostic Report
- Skill Status Report
- Parent Report

Special Features

- Equitable assessment and dyslexia screening in English and Spanish
- Direct placement into 1:1 reading tutoring
- ESSA-strong evidence rating
- Grounded in the Science of Learning to Read



PAGE	E	S-C	SKIP	M-P
1 Mi abuelo es muy creativo. Me encanta pasar tiempo con él.	0	0	0	0
2 Mi abuelo no tiene televisión ni juegos electrónicos.	0	0	0	0
3 Una vez, vimos un arco iris hermoso.	1	0	0	0
4 Yo quería encontrar el final del arco iris para poder subir hasta las nubes.	1	0	0	0
5 Caminamos todo el día. Pero cada vez que nos acercábamos al final del arco iris ¡se movía!	3	0	0	0
6 Por la noche, nos acostamos en el patio.	0	0	0	0

Amira automatically generates running records and saves each student's recorded assessment for teacher review.



Dyslexia Risk Screening

+ Oral reading fluency assessment and normed progress monitoring

HMH Content Connection

The Instructional Recommendations Report provides HMH content recommendations based upon each student's skill gaps.

Each skill (phonological awareness, sight recognition, vocabulary, and decoding) includes three categories of HMH content recommendations:

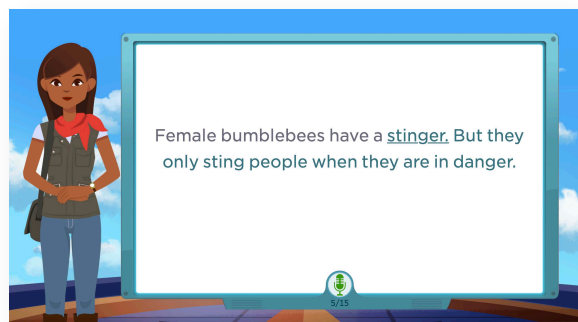
- Likely mastered
- Appropriately challenging
- Very challenging

These recommendations are available for customers with an active subscription to:

- *HMH Into Reading*®
- *Saxon*® *Phonics and Spelling*

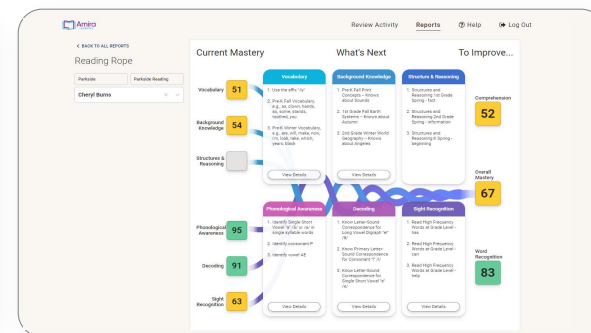
Differentiation Support

Students' assessment results automatically place them into ESSA-strong reading tutoring, proven to double reading growth.



Watch a brief video of a student engaging with ESSA-strong tutoring based upon assessment results.

[Watch the Video!](#)



Students' assessment results include HMH instructional content recommendations to empower teaching and/or re-teaching of general classroom concepts.

//CODiE//
2022 SIIA CODiE FINALIST



Time-saving Differentiation

Informed by *HMH Growth Measure*

Overview: Available for Grades K-8

How do you build foundations and accelerate skill growth?

Waggle easily differentiates instruction with fun, targeted practice at the right time for each student.

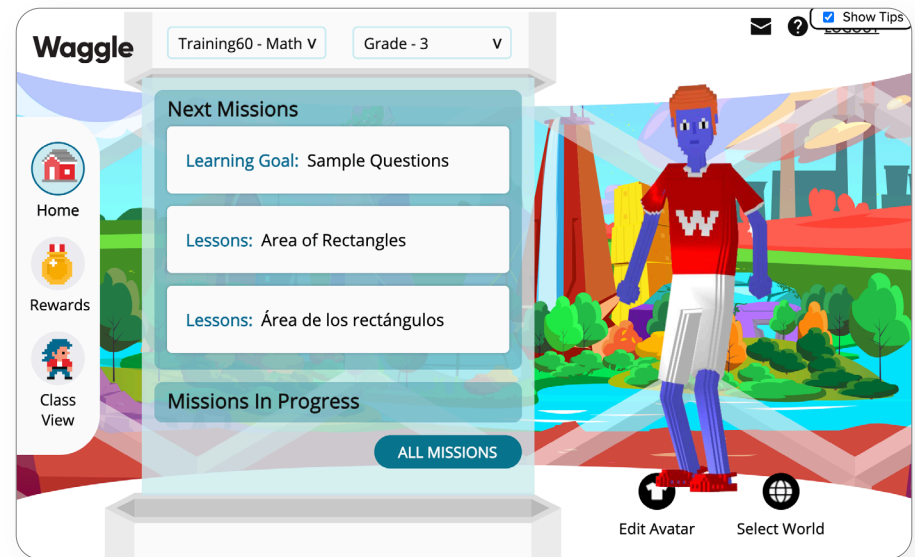
Teachers can choose students' starting points or save time with auto-assign, informed by *HMH Growth Measure*.

Reports

- Class Insights
- Growth Report
- Individual Student Reports

Special Features

- Dynamically adapts to students' knowledge in real time.
- Teachers can choose students' starting points or save time with auto-assign, informed by *HMH Growth Measure*.
- Embedded hints and feedback develop SEL competencies while addressing skill gaps.
- Teachers get robust, real-time insight into skills mastery and student growth.



Lively, animated characters ignite students' imaginations and boost motivation and engagement.



Time-saving Differentiation

Informed by *HMM Growth Measure*

HMH Content Connection

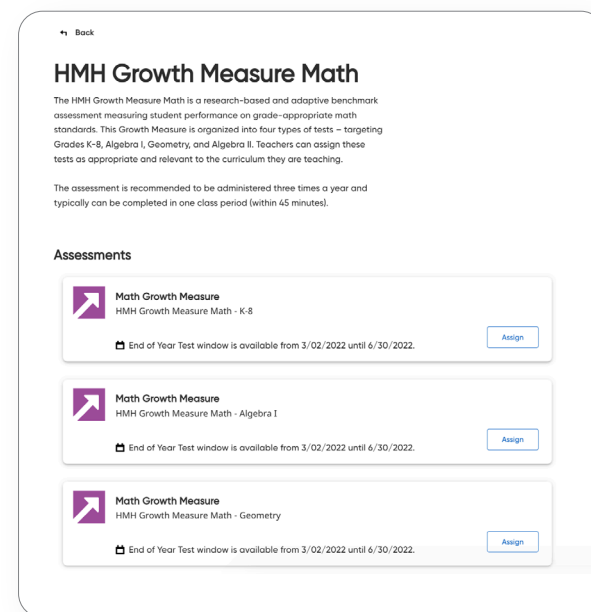
Quickly align practice sessions to every section of your HMH core classroom.

Teachers using any of the following programs can quickly find and assign targeted resources in *Waggle* with embedded table of contents, while students are dynamically routed to relevant practice that supports program lessons.

- *HMH Into Math* (Grades K–8)
- *Go Math!* (Grades K–6)
- *Math Expressions* (K–6)
- *Math in Focus* (K–8)
- *HMH Into Reading* (Grades K–6)
- *HMH Into Literature* (Grades 6–8)

Differentiation Support

1. Assign *HMM Growth Measure* for Math and/or ELA! This single assessment informs placement and instruction for whole class, small-group rotations, independent practice, and intervention.
2. Explore *Growth Measure* data “by standards” to easily find aligned resources for teaching and re-teaching.
3. *Growth Measure* data flows into *Waggle*, with differentiated adventures automatically appearing on students’ dashboards!



//CODiE//
2022 SIIA CODiE FINALIST



Writing Assessment and Daily Practice

Track and report growth

Assessment Overview Available for Grades 3–12

Prepare students for assessment success and lifelong literacy with *Writable*. Support your ELA curriculum, district benchmarks, and state standards with more than 1,000 fully customizable assignments and rubrics. Assessment is tied to *Writable* practice and state benchmarks, with teachers receiving data-driven summaries for full classes and individual students.

Reports

- Assignment Dashboard
- Growth Report
- Proficiency & Recommendation Report
- Usage & Engagement Report (for Administrators)

Special Features

- High 5s are built to engage your students in daily writing with short, 5-minute writing prompts – perfect for formative assessment!
- Shared assessments allow an administrator to create and share a common assessment with teachers in their school or district.
- State-specific assignments and rubrics build everyday practice towards assessments that mirror your state summative.
- Multilingual learners are supported with practice and rubrics aligned to the most common state and national assessments.



Hear how *Writable* has helped district leaders and educators bring writing into their curriculum.

Watch the Video!



Writing Assessment and Daily Practice

Track and report growth

HMH Content Connection

HMH program pairings make lesson planning easy! *Writable* connects to HMH core and multilingual learner programs, taking the work out of curriculum alignment for educators.

Exercises and responses to reading assignments from the following HMH programs are integrated within *Writable*, aligning world-class instruction to save teachers time and enhance the writing process.

- *HMH Into Reading* (Grades 3–6)
- *HMH Into Literature* (Grades 6–12)
- *Collections* (Grades 6–12)
- *HMH Social Studies* (Grades 6–12)
- *English 3D* (Grades 4–12)

Differentiation Support

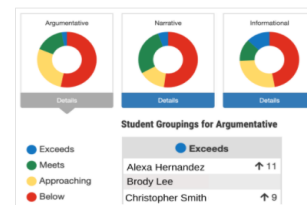
- Proficiency data helps to identify differentiated writing groups
- Data-informed assignment recommendations build skill mastery
- Pre-made differentiated assignments deliver 3 levels of scaffolded prompts (light, moderate, and substantial scaffolds)
- Customize any assignment to meet a range of student abilities with prompt differentiation

//CODiE//
2022 SIIA CODiE WINNER

Writable Reporting & Exports

Teachers and school leaders can gain insights into student reading and writing skills, aid in instructional planning, and export data.

Student Proficiency & Recommendation Report

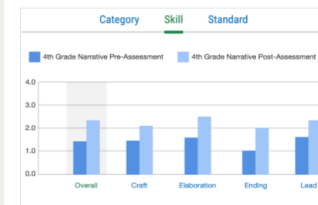


See student performance based on multiple graded assignments and find recommended tasks and assignments.

[Build My Report](#)

[Learn More](#)

Student Growth Report



Monitor growth between two graded assignments – by category, skill, or standard.

[Build My Report](#)

[Learn More](#)



Whole Class Formative Assessment

Every moment can be a data moment

Assessment Overview

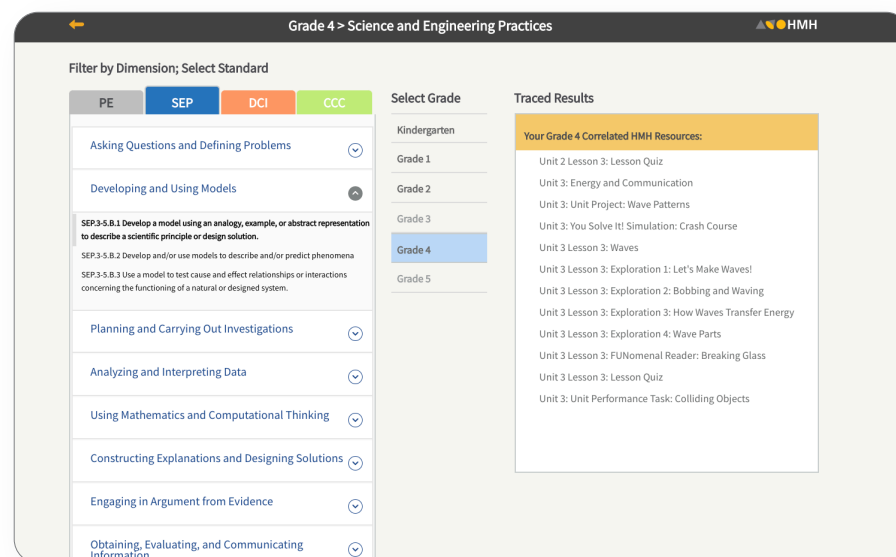
Every HMH core, intervention, and ELD program on *Ed*, the HMH learning platform, includes robust assessment that answers the question, “what’s next?”

Reports

- Assessment Report
- Growth Report
- Standards Report
- Program Activity Report

Special Features

- One place for all students, teachers, and leaders
- Low-stakes assessments available via HMH Go app for at-home access
- Automatically groups students based on test results
- Shares reporting with HMH Growth Measure for a seamless experience



With *HMH Into Science*® we support you in ensuring your Science Standards are met. The NGSS* Trace Tool maps the Standards, shows the connections and spiraling across grade levels, and identifies HMH resources to support NGSS-based instruction.

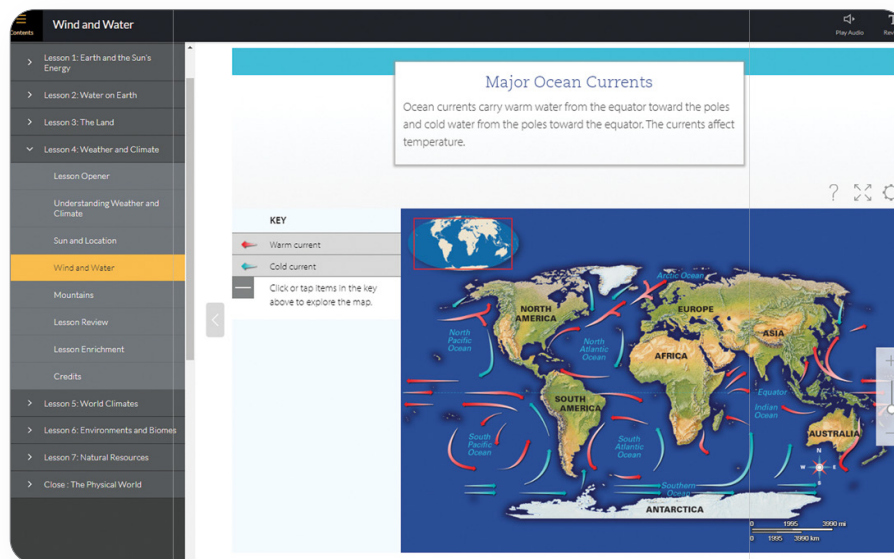


Jump to Reports

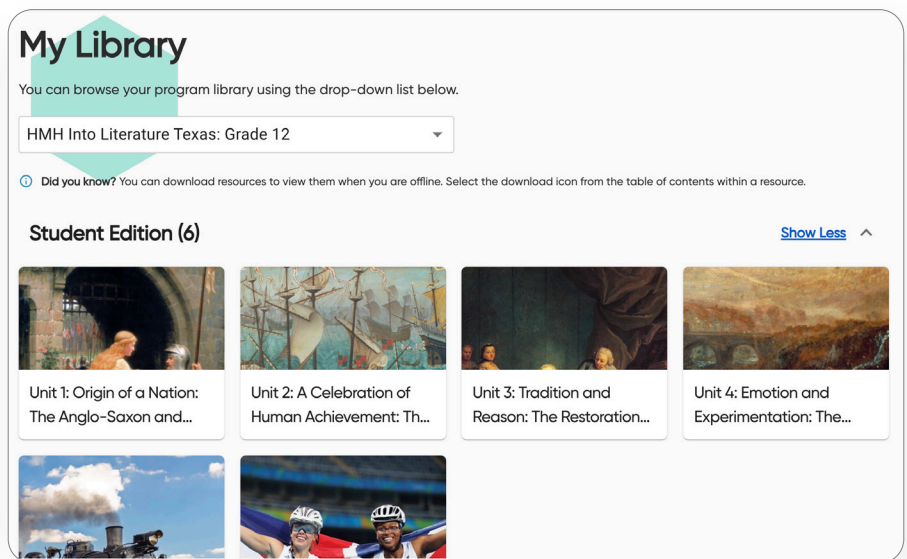
*NGSS is a registered trademark of WestEd. Neither WestEd nor the lead states and partners that developed the Next Generation Science Standards were involved in the production of this product, and do not endorse it.

Whole Class Formative Assessment

Every moment can be a data moment



With *HMH Social Studies*, students are constantly answering questions within the narrative to interpret maps, timelines, and graphs, as well as analyzing literature, primary sources, videos, and perspectives.



Low-stakes assessments can go wherever your students go with the *HMH Go™* app!



From insight to action

Learning insights connect for assessment-informed instruction

Who to Teach

- Group students for differentiation
- Prioritize student need
- Intervene immediately
- Meet needs of English learners
- Individualize instruction
- Identify students in need of support

Communicate

- Prepare for student conferences
- Meet with data-driven PLCs
- Discuss progress with parents and caregivers
- Inform decisions for student-centered problem solving
- Report progress
- Complete required paperwork

What to Teach

- Differentiate instruction
- View content recommendations
- Assign content
- Target standards that need more work
- Evaluate performance across domains
- Pinpoint areas of strength and weakness
- Identify areas for review and reteach

Lead

- Allocate resources appropriately
- Empower educators
- Identify what's working and what's not
- Identify areas for professional growth
- Enhance mentoring and coaching conversations

How to Teach

- Plan for whole class instruction
- Identify target skills for small groups and individuals
- Launch presentations
- Manage class activities
- Evaluate pacing
- Engage and motivate students



Shared Reporting on Ed

Click on a report name to explore

Leaders Reports

District-level data views specifically for leaders:

Growth Report

Compare Growth Measure data between grade levels and schools throughout the school year

Standards Report

View performance within each domain and grade-level standard

District Data Exports

Download extract files to track student growth program implementation

Class Reports

See the same reports teachers can view:

Growth Report

Growth Measure Results by Time of Year

Standards Report

Program Assessments and the Growth Measure

Assessment Report

Program Assessments Over and Item Details

Program Activity Report

Program Usage and Performance Results

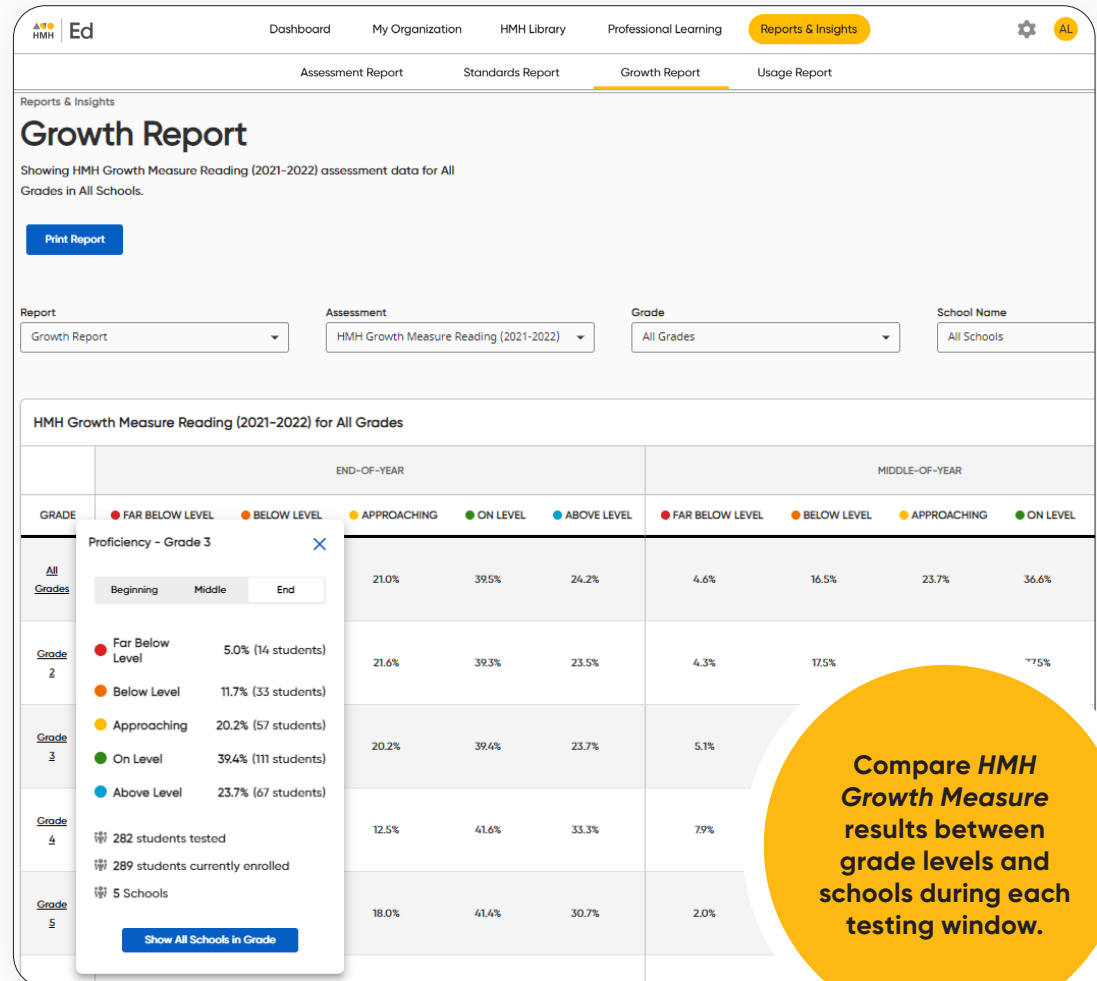


Growth Report

For Leaders

Leader Insights

- Compare performance for BOY, MOY, and EOY
- Percentage of students in each performance category
- Drill down to school and class-level data

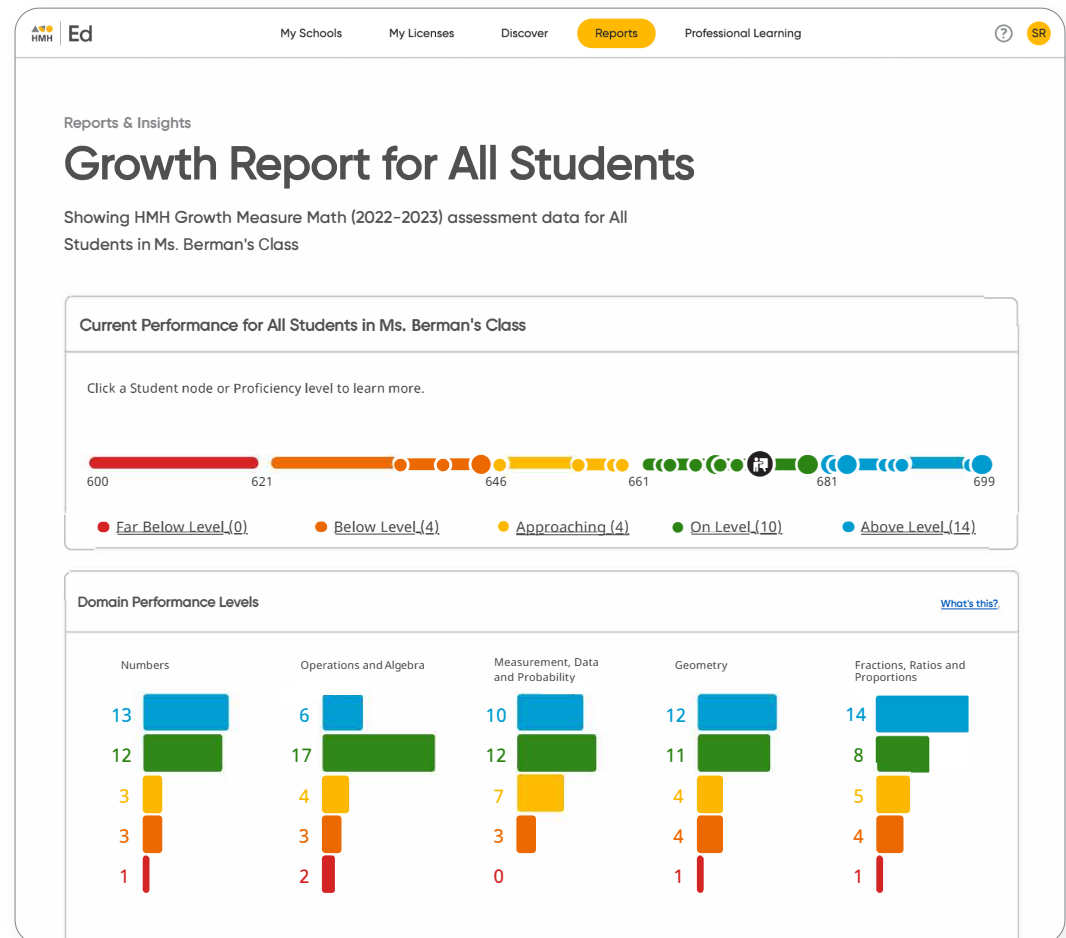


Growth Report

Data Points

Metrics

- **HMH Scaled Score** is a grade-level based scale consistent across both math and reading tests for ease of interpretation and comparison.
- **Performance Level** provides summary information for overall and domain performance to help educators refine their instructional next steps and inform groupings.
- **Grade Level Equivalence** provides an at-a-glance view that informs placement.
- **Student Growth Index** lets teachers know whether a student is meeting expected growth.
- **Quantile®/Lexile Level®** helps educators find appropriately aligned resources.



Growth Report

Measure and drive growth

1 View benchmark data at the whole-class and individual-student levels.



2 Utilize data to inform instructional planning to HMH core programs and use as a placement tool into *Math 180* and *Read 180®* on Ed.

TEACH

GROUP

Model Adding Fractions to Make 1.

► Play the Instructional Video for this lesson.

STEP 1 Write an Equation With Fractions.

Here is a row of fraction pieces equal to one whole. We can write an equation to represent the row.

Display the equation.

VOCABULARY Display and read aloud the definition of *unit fractions*. Have students repeat the term.

LANGUAGE DEVELOPMENT The word *unit* means one. A unit fraction is one part of a whole divided into equal parts. Each addend in this equation is a unit fraction.

Add fractions to make 1.

$$\frac{1}{4} + \frac{1}{4} + \frac{1}{4} + \frac{1}{4} = 1$$

unit fractions

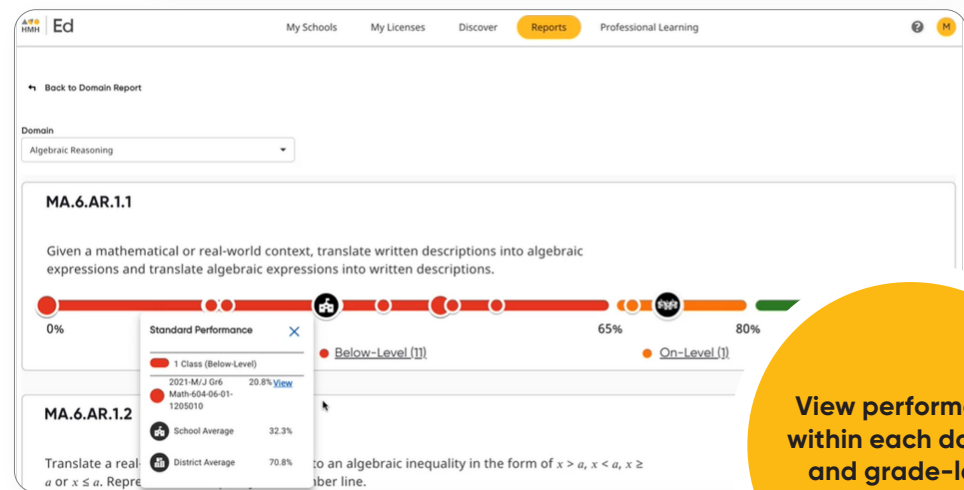
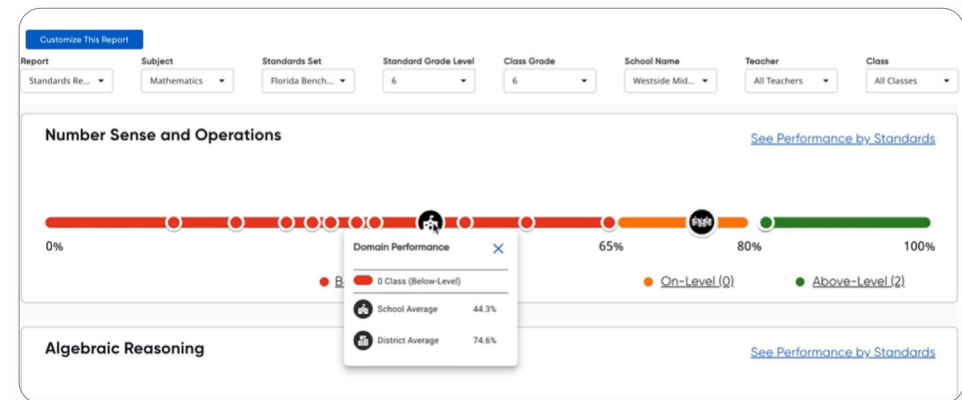


Standards Report

For Leaders

Leader Insights

- Leader Insights
- Performance by learning domain and standard
- Average performance for districts and schools
- Compare performance across schools and classes



View performance within each domain and grade-level standard.



Class Report: Standards

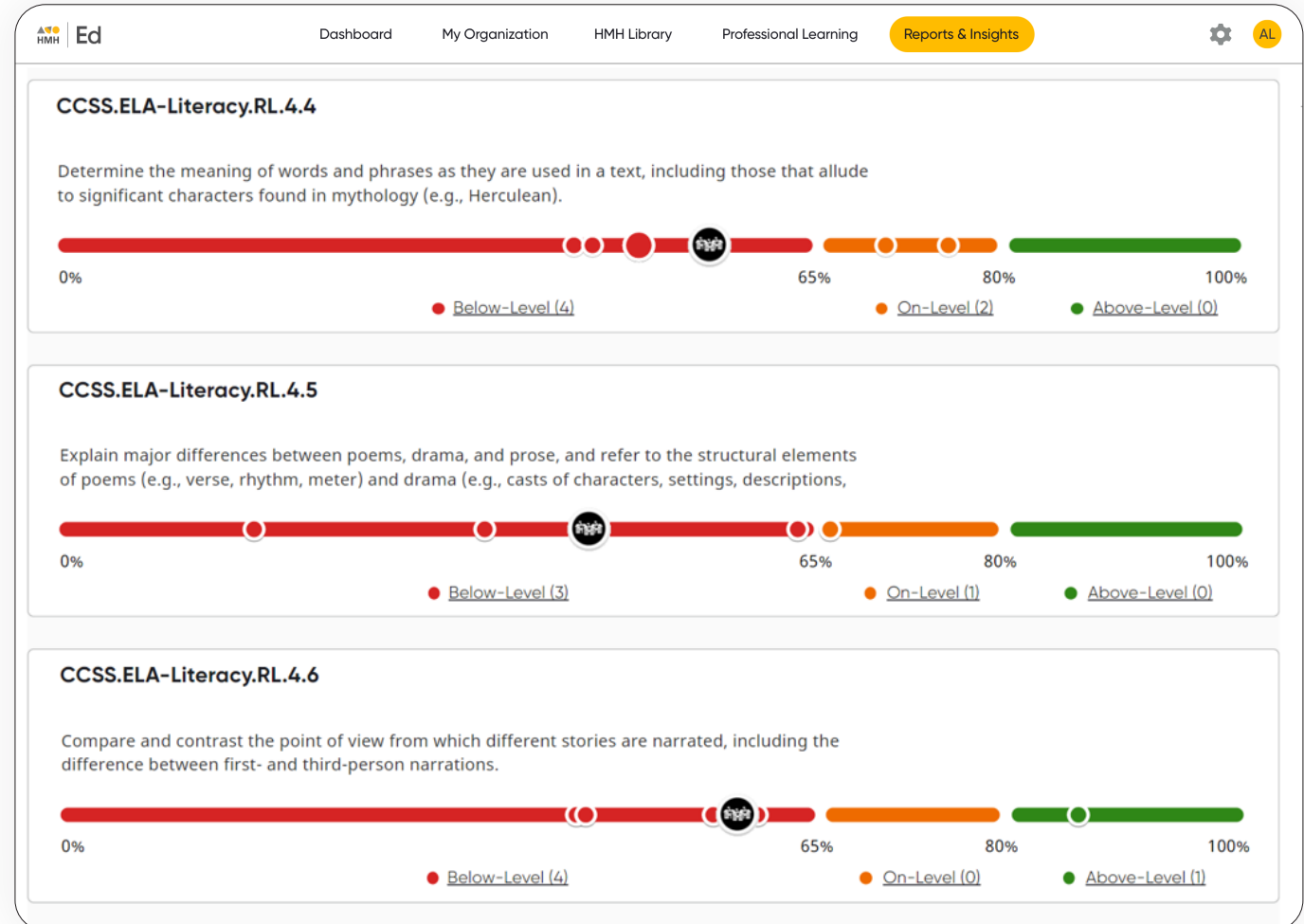
For Teachers

Customize by:

- Standards Set
- Grade Level
- Program
- Assessment Type(s)
- Period
- Student

Standard Proficiency Domain Cards

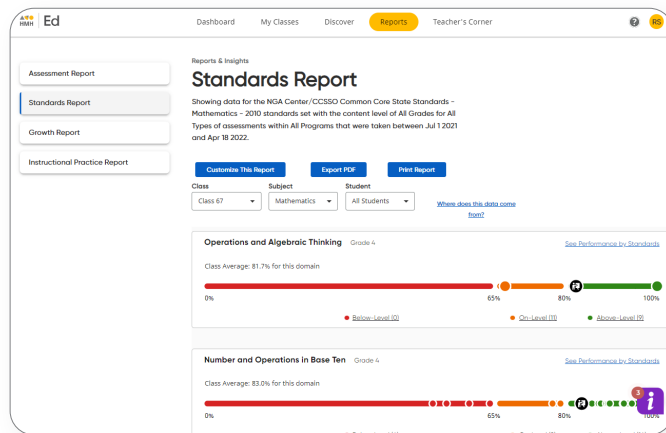
Displays students' average scores for each domain in the selected standard set



Standards Report

Simplifying standards

- 1 View student performance by Standards.



- 2 View standards-aligned resources for teaching and re-teaching.

The screenshot shows the 'Lesson 6' page in the Ed platform. The top navigation bar includes 'Dashboard', 'My Classes', 'Discover' (selected), 'Reports', and 'Teacher's Corner'. The main content area displays 'Week 2: Hurricanes: A Force Of Nature / Catch Me If You Can' and 'Lesson 6'. Below the lesson title, there are sections for 'Academic Vocabulary', 'Reading', 'Formative Assessment', 'Foundational Skills', 'Writing', 'Grammar', 'Intervention', and 'Social and Emotional Learning'. A 'Standards (20)' section is visible, listing 'Oregon • English Language Arts and Literacy' standards. A tooltip for '3.RI.3' is shown, describing the standard: 'Describe the relationship between a series of historical events, scientific ideas or concepts, or steps in technical procedures in a text, using language that pertains to time, sequence, and cause/effect.' Below the standards, there are 'Vocabulary (2 of 5)' resources, including 'Academic Vocabulary: Introduce Critical Vocabulary' and 'Critical Vocabulary 3.6'.



Class Report: Assessment

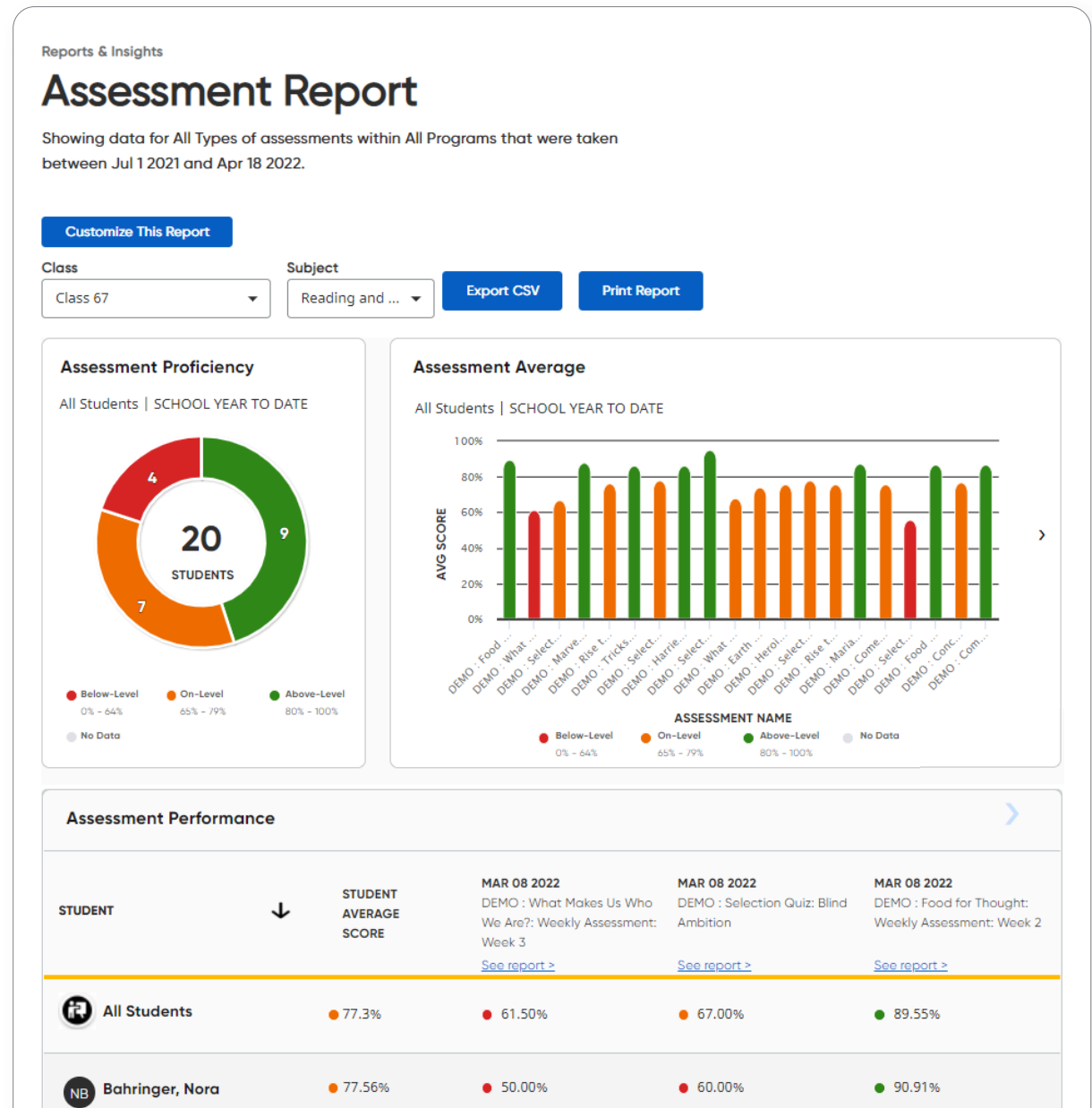
For Teachers

Customize by:

- Program
- Assessment Type(s) and/or
- Period

Metrics

- **Assessment Proficiency:** Displays cumulative score levels for students assigned to the assessment.
- **Assessment Average:** Displays the cumulative average assessment score for each assessment.
- **Assessment Performance:** Displays high-level reporting information for all students, cumulative assessment scores for individual students, and single test scores for individual students.

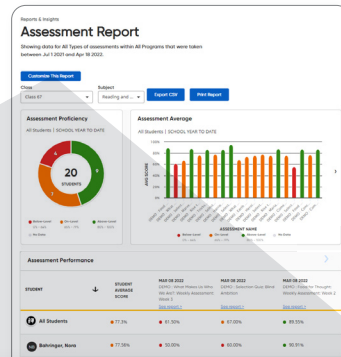


Assessment Report

Grouping made easy

1

Group students based on their assessment results.



2

Easily create content and assign it to the whole class, small groups, or individual students.

Create Assignment
Use the options on this page to create an assignment.

1 Required fields are marked with an asterisk (*).

Availability and Due Date

Start Date* at Start Time

Due Date* at End Time

☐ No Student Submission after Due Date. If selected, students will not be able to open or submit this assignment after the due date.

Assignment Details

Assignment Name*

Directions

0/500 Characters

Assignees

View By ☒ Classes ☐ Groups

Filter By

☐ EA Enrique Avila
☐ AJ Andre Jones
☐ MY Mio Yung
☐ KB Kyle Blankman
☐ CS Charlie Smith



Class Report: Program Activity

For Teachers

Class Overview:

Includes Key Performance Indicators. The KPIs highlight the class's overall performance from completed topics in one of the three performance levels: Below-Level, On-Level, and Above-Level.

Metrics

- **Current Focus:** Each student's current topic, performance, status, started and completed dates, and time in that topic
- **Usage:** Topics completed, sessions, and session duration for the selected time period, and school year to date
- **Performance:** Overall performance level per zone for selected time period and school year to date
- **Growth Measure:** A subset of the key *Growth Measure* data for each student with access to the full Growth Report with one click

Reports & Insights

Program Activity Report

Showing M180 Student Application performance and utilization data for Class 1 for Last 30 Days; Aug 28 2021 to Sep 27 2021.

Class

Class 1

Student

All Students

Class Overview

How do I read this?

Last 30 Days

N/A

Overall Performance

0

Topics Completed

2

Sessions

0.5

Average Weekly Sessions

7 min

Average Session Duration

842

Average Growth Measure Scaled Score BOY

School Year to Date (SYTD)

N/A

Overall Performance

0

Topics Completed

19

Sessions

1.5

Average Weekly Sessions

4 min

Average Session Duration

N/A

Average GLE BOY

Current Focus

Usage

Performance

Growth Measure

Growth Measure Report

STUDENT	CURRENT TOPIC	PERFORMANCE	STATUS	TOPIC STARTED	TOPIC COMPLETED	TIME IN THIS TOPIC
KF Fay, Kody	Patterns With Negative Numbers		In-Progress	Sep 22, 2021	N/A	4 min

HMH Assessment Overview | 27

Program Activity Report

Monitor overall class performance and key utilization metrics

1

Identify students who are tracking below grade level or need more time.

2

Student performance data from *Math 180* and *Read 180* includes each student's current focus and usage data and *Growth Measure* scores.

Reports & Insights

Program Activity Report

Showing M180 Student Application performance and utilization data for Class 1 for Last 30 Days; Aug 28 2021 to Sep 27 2021.

Class: Student:

Class Overview [How do I read this?](#)

Last 30 Days					
N/A Overall Performance	0 Topics Completed	2 Sessions	0.5 Average Weekly Sessions	7 min Average Session Duration	

School Year to Date (SYTD)					
N/A Overall Performance	0 Topics Completed	19 Sessions	1.5 Average Weekly Sessions	4 min Average Session Duration	N/A Average GLE BOY

STUDENT	CURRENT TOPIC	PERFORMANCE	STATUS	TOPIC STARTED	TOPIC COMPLETED	TIME IN THIS TOPIC
KF Fay, Kody	Patterns With Negative Numbers	In-Progress	Sep 22, 2021	N/A	4 min	

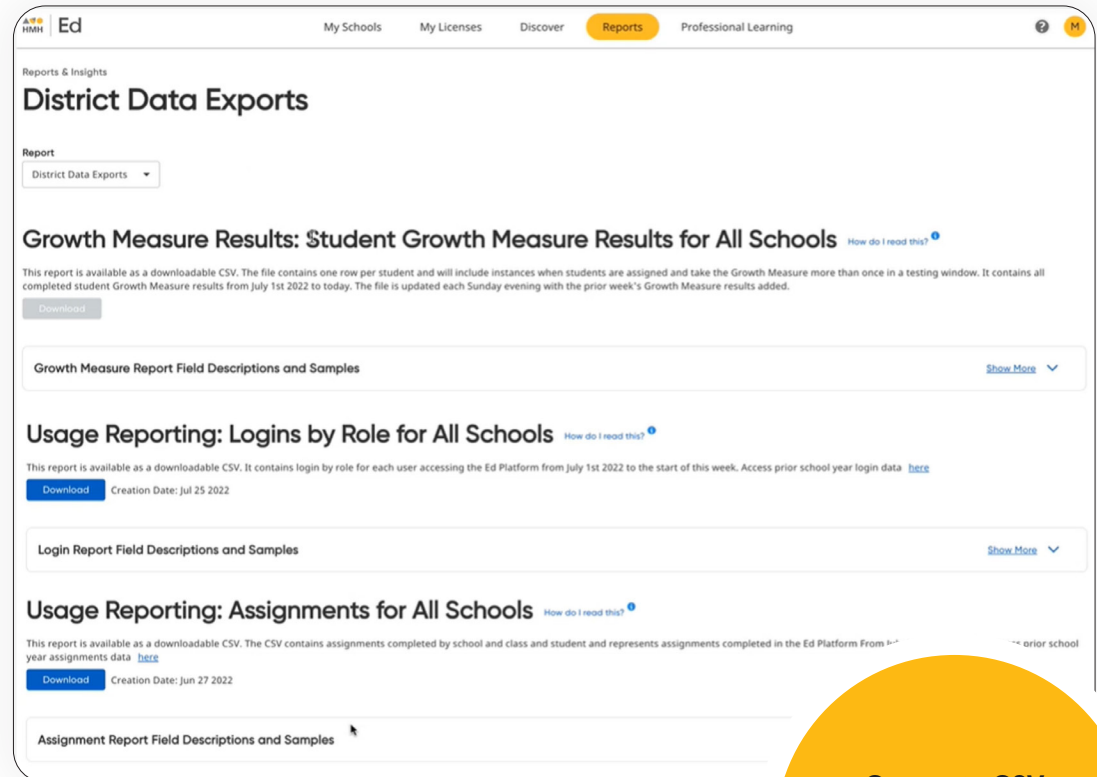


District Data Export

For Leaders

Leader Insights

- School-year-to date *Growth Measure* scores for each student
- Program log in and assignment usage
- Complete CSV files to manipulate or upload to your preferred SIS

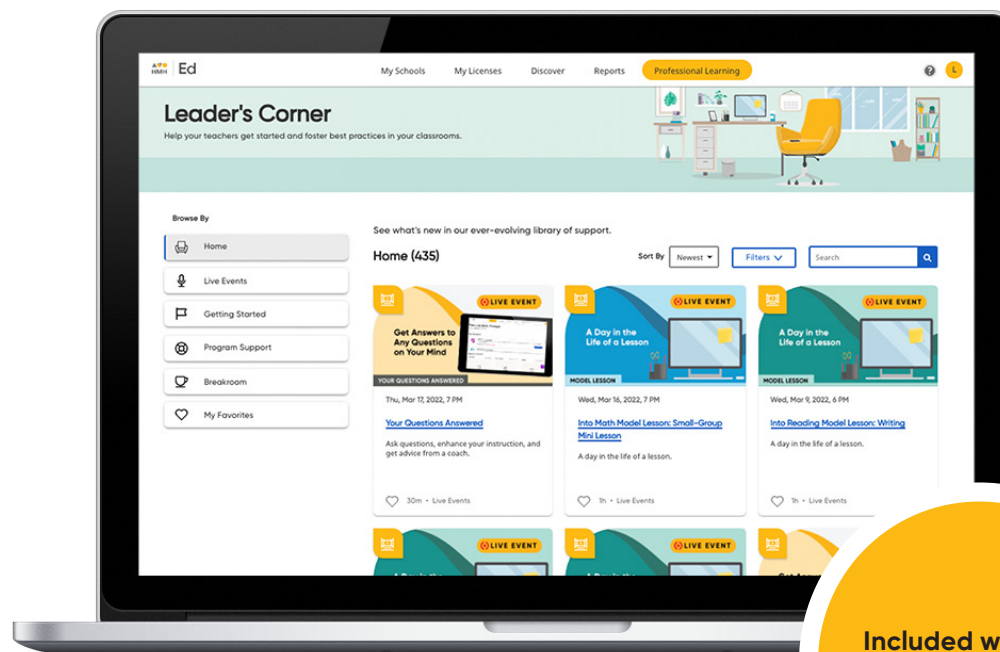


Generate CSV files with all your HMH Growth Measure and program usage data.



Just-in-time professional learning

Leaders and teachers have on-demand access to content curated for their needs. In Leader's CornerSM you'll find classroom videos, observation guides, and live events to support your implementation. Access the same resources your teachers are using in Teacher's Corner[®] and keep track of training progress as they build confidence in 30 days.



Included with your
Growth Measure
subscription



Less Testing More Insight

A complete assessment suite

Learning data from assessments are important for measuring and supporting growth in all learners. HMH equips teachers and leaders with actionable assessment data that connect directly with resources to teach, re-teach, and differentiate learning so that all students can reach their full potential.

[LEARN MORE](#)[MAIN MENU](#)

*NGSS is a registered trademark of WestEd. Neither WestEd nor the lead states and partners that developed the Next Generation Science Standards were involved in the production of this product, and do not endorse it. Quandle® and Lexile® are trademarks of MetaMetrics, Inc., and are registered in the United States and abroad. CODiE® is a registered trademark of the Software Publishers Association Software and Information Industry Association. Amira Learning® is a registered trademark of Amira Learning, Inc. Writable® is a registered trademark of Writable, Inc. Saxon®, English 3D®, HMH Go®, Read 180®, Teacher's Corner®, HMH Into Science®, HMH Reads®, HMH Into Literature®, Math 180®, Go Math!®, Math in Focus®, Into AGA®, HMH Into Math®, Waggle®, Growth Measure®, HMH Ed®, HMH®, and Houghton Mifflin Harcourt® are service marks, trademarks, and registered trademarks of Houghton Mifflin Harcourt Publishing Company. 09/22 WF1630305



Houghton Mifflin Harcourt.

hmhco.com