



Math 180[®]

Digital Walkthrough Guide

Grades 5–12





Keep an eye out for these call outs throughout this guide:



Pro Tip



Dig Deeper

They will help you to locate key features and content throughout *Ed*.

What's Inside

Teacher Experience

- 1** Introduction
- 2** Log In
- 3** Welcome to *Ed*
- 4** Check Your Dashboard
- 5** Set Up Your Classes
- 6** Create Student Groups
- 7** Discover Content
- 8** View Resource Categories and Details
- 9** Assign Content
- 12** Connect with HMH Solutions
- 13** Use Data to Inform Instruction
- 17** Teacher's Corner
- 19** Leader's Corner

Student Experience

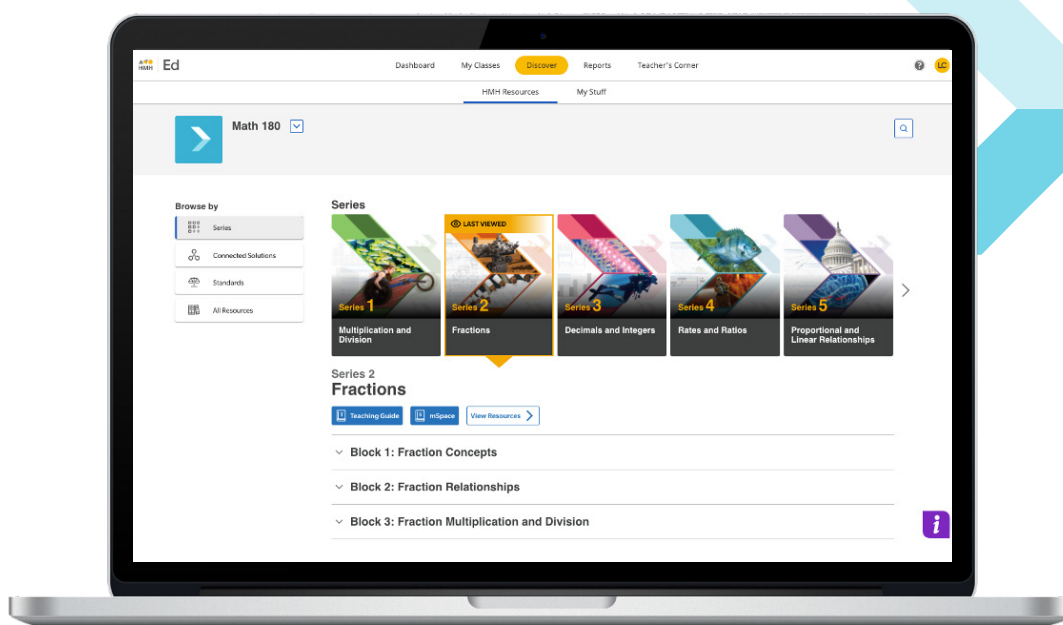
- 20** Experience Student Dashboard
- 21** Complete Assignments and Review Scores
- 22** Learn More

Thank you for taking the time to review **HMH Math 180®**. This guide to online features and resources was created to help you navigate **Ed, the HMH learning platform**.



Ed

Ed is the online learning platform that combines the best of technology, content, and instruction to support each moment in a student's and teacher's journey. With Ed, teachers can easily plan lessons and group students to provide targeted and specific differentiation.



[GO BACK TO MENU](#)

One place, one username, one password

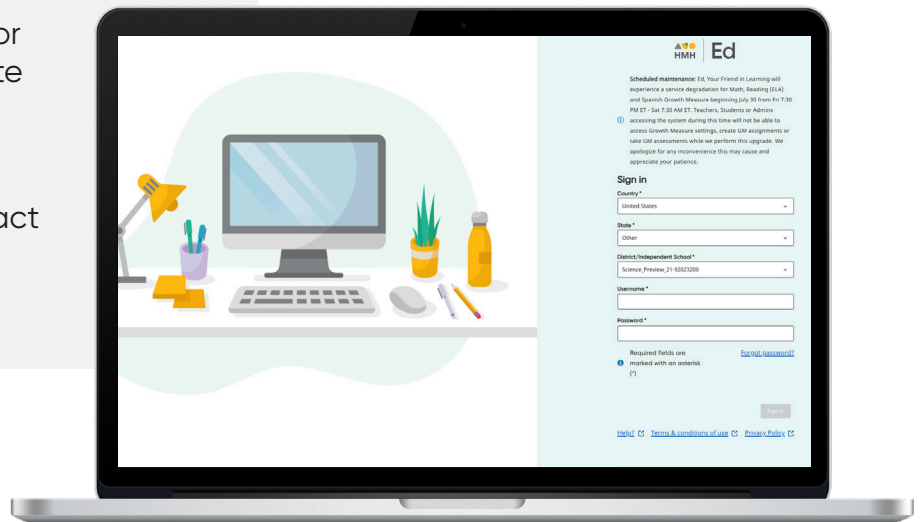
We are excited to help you get started with *Ed*, the HMH learning platform for *HMH Math 180*. Did you know that your subscription to *HMH Math 180* includes future enhancements to *Ed*'s resources and features - automatically?



Pro Tip

- For the best user experience, we recommend using the **Google Chrome™** browser.
- **Disable pop-up blockers** or **allow pop-ups** from this site in your browser software.

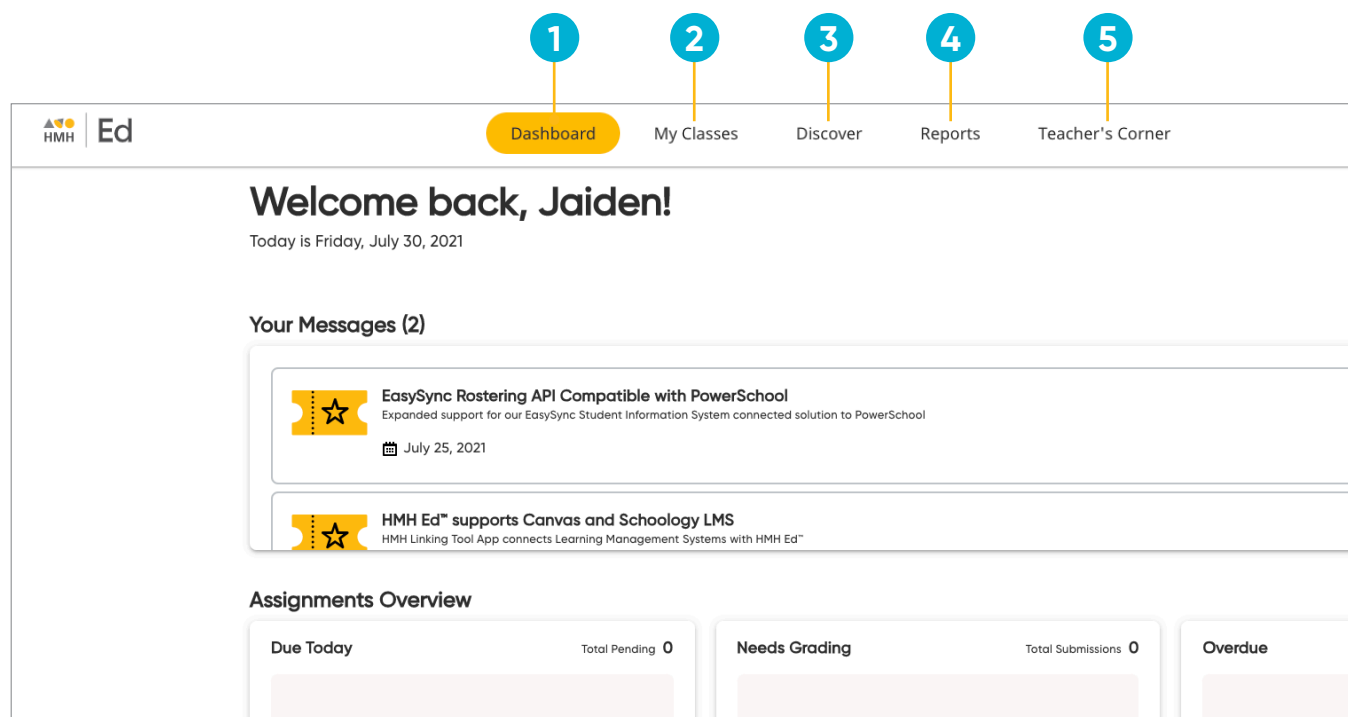
For technical support, contact
800.323.9239



[GO BACK TO MENU](#)

Welcome to *Ed*

Our robust connected teaching and learning environment is the best way to hit the ground running and get students learning on grade level and beyond. Imagine a streamlined school day with one place for assigning work, tracking assignments, and viewing assessment results—available from anywhere!



The screenshot shows the HMH Ed dashboard. At the top, there is a navigation bar with the HMH logo and the word 'Ed'. Below this, there are five numbered callouts pointing to different sections: 1. Dashboard (highlighted in orange), 2. My Classes, 3. Discover, 4. Reports, and 5. Teacher's Corner. The main content area displays a welcome message 'Welcome back, Jaiden!' with the date 'Today is Friday, July 30, 2021'. Below the welcome message, there is a section titled 'Your Messages (2)' containing two messages: 'EasySync Rostering API Compatible with PowerSchool' and 'HMH Ed™ supports Canvas and Schoology LMS'. At the bottom, there is an 'Assignments Overview' section with three columns: 'Due Today' (Total Pending 0), 'Needs Grading' (Total Submissions 0), and 'Overdue'.

1

Dashboard

View actionable call outs as soon as you log in, including whether student work needs grading or is overdue.

2

My Classes

Manage your classes and assignments, create groups, and schedule virtual classroom sessions.

3

Discover

Quickly access content, search program resources, and view customized lessons, assessments, and items.

4

Reports

View class and student performance data via the Assessment, Standards, Growth, and Program Activity Reports

5

Teacher's Corner

Access an ever-growing library of on-demand resources for your HMH programs. Plus, build community via live events and the **HMH Facebook community**.

[GO BACK TO MENU](#)

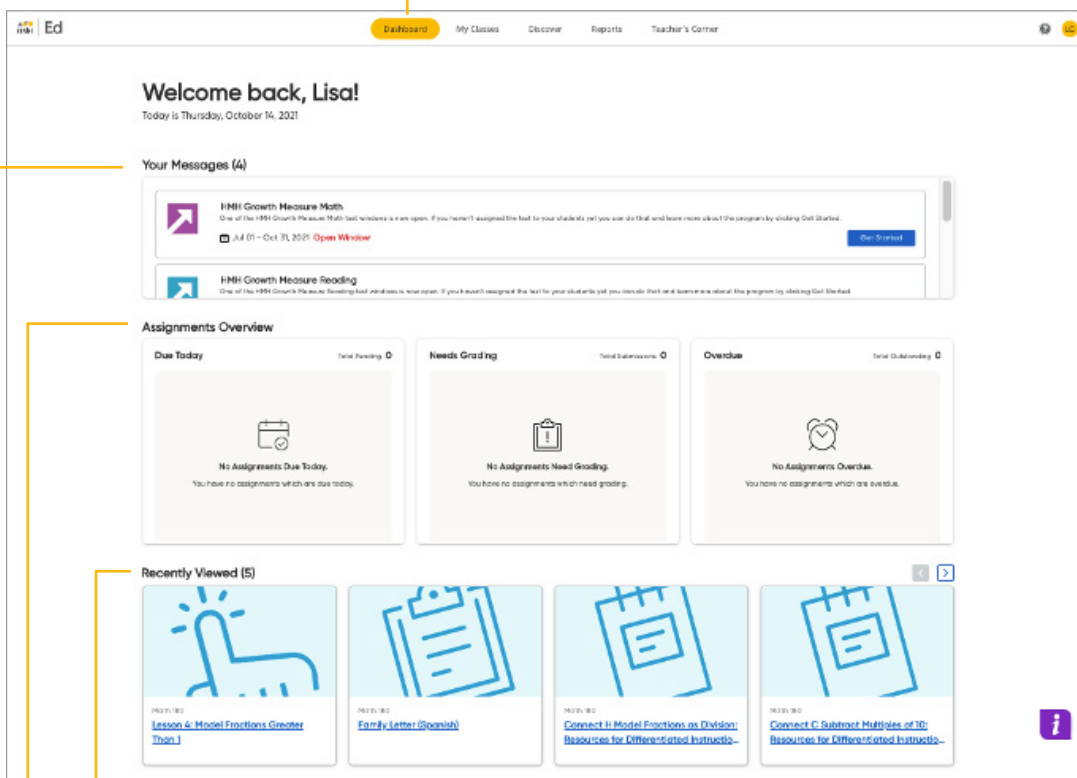
Check Your Dashboard

The **Teacher's Dashboard** displays at-a-glance call outs to the most important information and items that require action, including assignments that need grading and platform updates.

Your Messages

View important platform announcements and updates.

★ You Are Here



Assignments Overview

Get at-a-glance information about assignments that are due from students today, need grading, or are overdue.

Recently Viewed

Quickly access the resources that you viewed most recently and pick up where you left off.



Pro Tip

Feeling stuck? Here you will find How-To Guides, Video-Based Training, and Helpful Links!

[GO BACK TO MENU](#)

Set Up Your Classes

The **My Classes** tab allows teachers to monitor student progress on assignments, create groups, and add students to or edit a class.

★ You Are Here

Dashboard **My Classes** Discover Reports Teacher's Corner

My Classes

All the classes that you are currently teaching are located here. Select a class to view the Assignments, Groups, Students and Programs associated with it.

Classes (4)

- Math 180, grade 7** [View Class](#)
 - Mathematics
Math 180
- Into Math + Math 180, grade 8** [View Class](#)
 - Mathematics
11 Into Math National: Grade 8, Math 180
- Into Math + Math 180 + Waggle, grade 6** [View Class](#)
 - Mathematics
06 Into Math National: Grade 6, Math 180, Waggle Math
- Math 180 + Waggle, Grade 7** [View Class](#)
 - Mathematics
08 Into Math National: Grade 7, Math 180

Virtual Classroom

Launch directly from *Ed* to stay connected and to lead whole class, small group, and 1:1 video chats.

Roster

Create a class or edit the name or grade of an existing class.



Pro Tip

Virtual Classrooms are currently available for Microsoft Teams[®], Google Meet[™], and Zoom[®].

[GO BACK TO MENU](#)

Create Student Groups

★ You Are Here

Class 97

Students

Class Information

Class Name: Math 180: Class 1 Grade: 7
 Lead Teacher: Sandy Wuckert Class Local ID: 073-18-9178
 Team Teachers: School: Walnut Middle School

Students enrolled in Math 180: Class 1

STUDENTS ↑	USERNAME	GRADE	PRODUCT PLACEMENT	ACTIONS
Armstrong, Morris	TestStudent97_12	7	Math 180: N/A	⋮
Baumbach, Edyth	TestStudent97_20	9	Math 180: N/A	⋮
Bernhard, Gaston	TestStudent97_6	5	Math 180: Multiplication and Division	⋮
Cartwright, Sigurd	TestStudent97_35	9	Math 180: N/A	⋮
Gone, Polly	FLStudent3	5	Math 180: N/A	⋮
Hills, Gabe	TestStudent97_8	7	Math 180: Multiplication and Division	⋮

View student progress on assignments.

Create Groups

Description of Groups
 Type to describe these groups

Students

- Baumbach, Edyth
- Bernhard, Gaston
- Hills, Gabe
- Krajcik, Casper
- Langworth, Victor
- Leannon, Bernhard
- Pagac, Oma
- Rice, Vickie
- Russel, Easton

Groups

Group 1: Armstrong, Morris; Koepp, Yolanda; Gone, Polly

Group 2: Cartwright, Sigurd; Money, Penny

Group 3: Kuphal, Orval; Medes, Archie; Morissette, Luz

Add Group

Save & Done

Teachers can choose to manually group students or let *Ed* suggest groups based on students' scores and data.



Try creating a class of students. You can then organize the students into groups and create assignments.

GO BACK TO MENU

Discover Your Content

The **Discover** tab allows teachers to select each *HMH Math 180* Series, Block Lessons, and Topic resources as well as browse content by standards.

Connected Solutions

Access *Math 180* Student Software, HMH Growth Measure and other connected solutions such as *Waggle* or *Into Math*.
See Page 10.

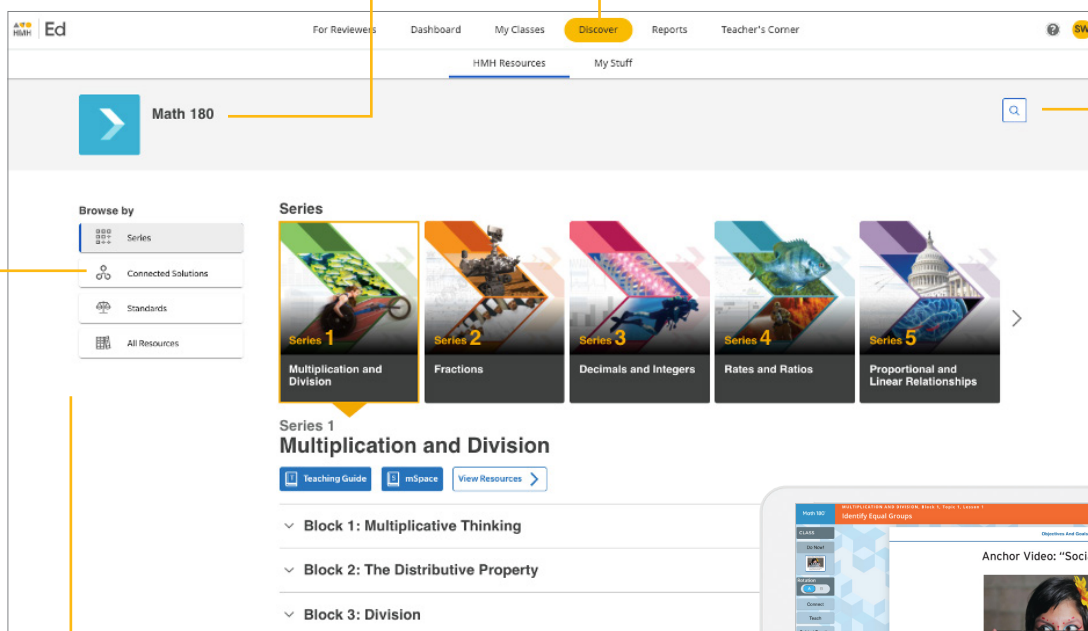
Select a Program

Locate the specific programs associated with your classes.

Search Feature

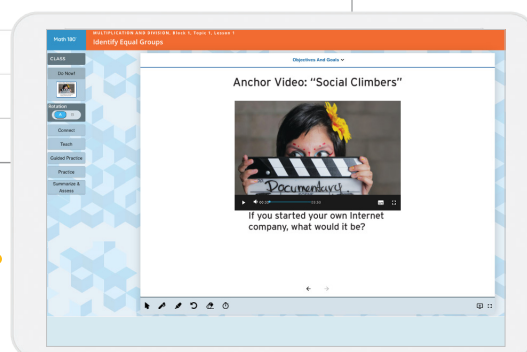
Quickly find content by Standard.

★ You Are Here



Dig Deeper

Select *HMH Math 180* from the Program Drop-Down Menu, click on All Resources, then click Teacher Display Tools. Browse the **Teacher Display Tools** that are aligned to each Block, Topic and Lesson. These interactive tools help guide through Do Now!, Connect, Teach, Guided Practice, Practice and Summarize with an Exit Ticket.

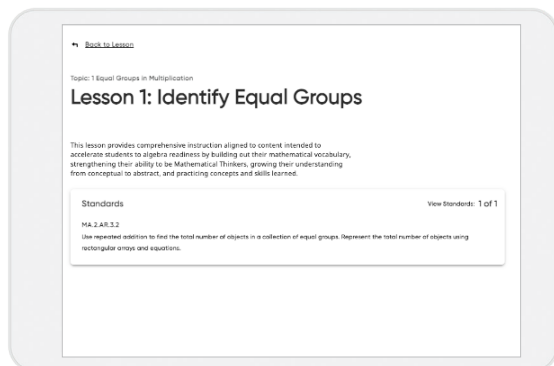
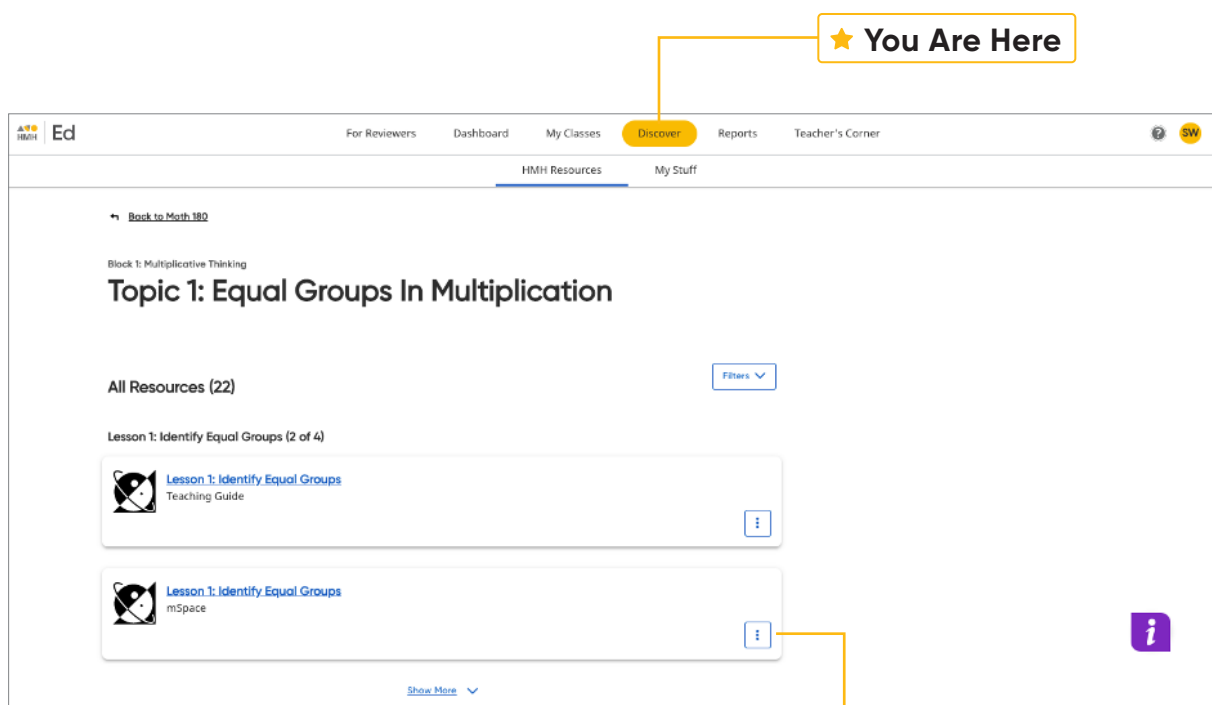


Teacher Display Tool

GO BACK TO MENU

View Resource Categories and Details

In the **HMH Resources** section, resources for each topic are organized into meaningful categories and accompanied by learning objectives that support previewing.



Click on the ellipsis icon next to a resource to view additional details, including Standards.

[GO BACK TO MENU](#)

Assign Content

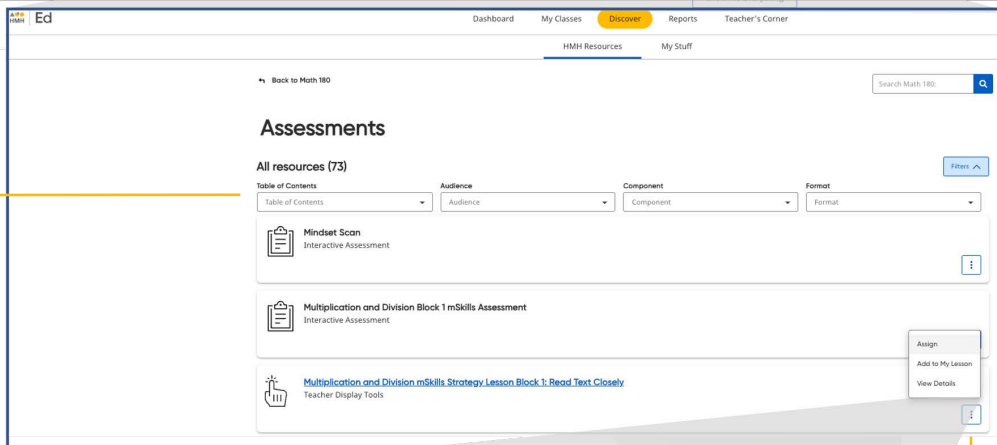
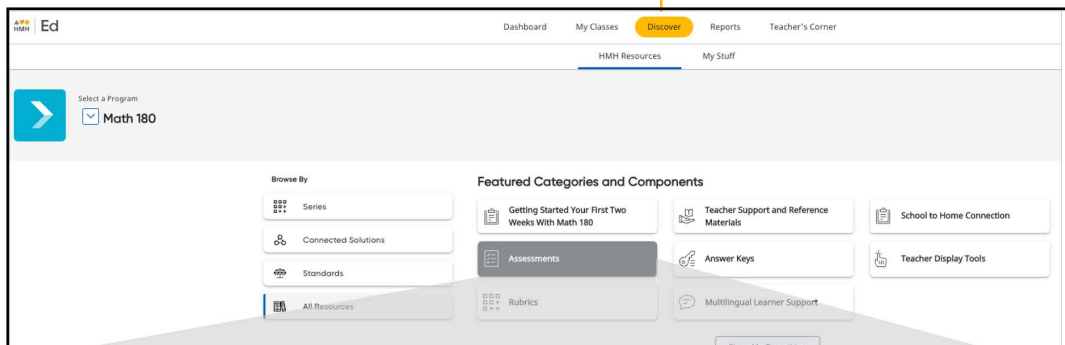
On the **Discover** tab teachers can easily add resources to lesson plans and assign resources by program, block, lesson, topic or standards to an entire class, a group of students, or individual students.



Pro Tip

Use the filters to find resources and content quickly.

★ You Are Here



Assign the resource. Assignments appear in the Student Dashboard.

Add to My Lessons

to add the resource to a lesson plan you have created.

View Details to see a synopsis of the Lesson.



Dig Deeper

Create Assignment

by personalizing details for Availability, Due Date, and assign specific Classes or Groups.

GO BACK TO MENU

Interactive Digital mSpace

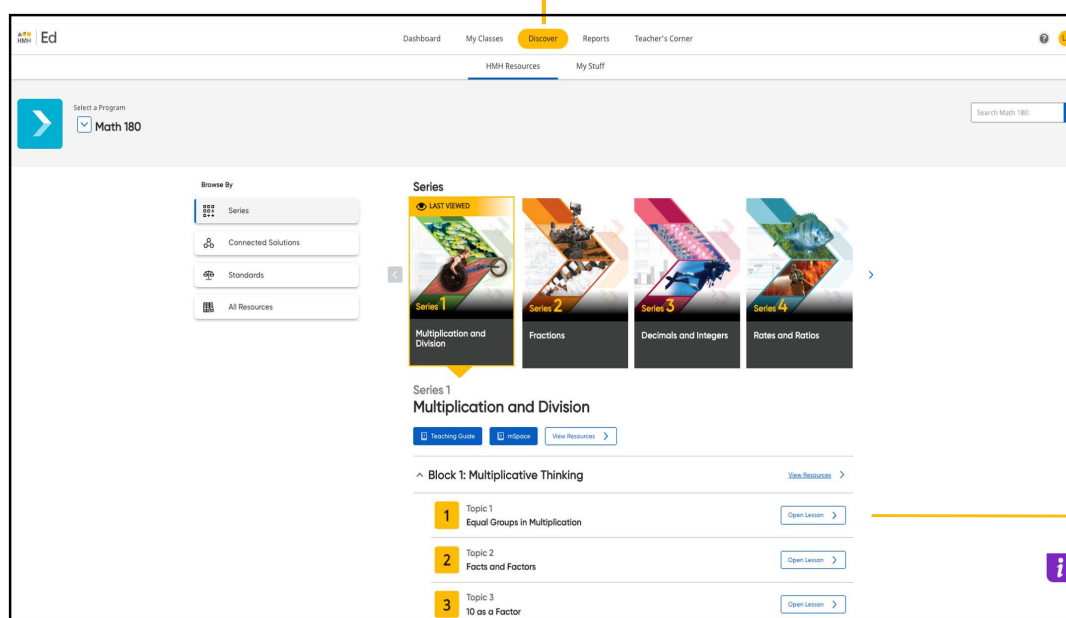
On the **Discover** tab teachers can easily add students to Interactive mSpace, on Ed only. This engaging all digital mSpace workbook provides students an easy way to play videos, flip between worked out examples, create visuals to represent their math, check their work, and more.



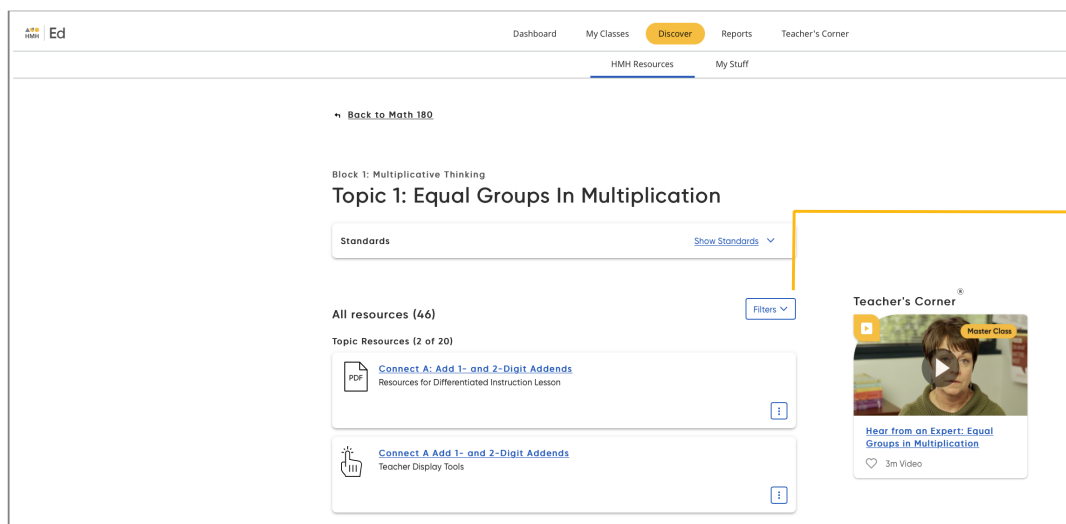
Pro Tip

Students will be able to view the Interactive mSpace in their assignments, once the teacher has assigned it.

★ You Are Here



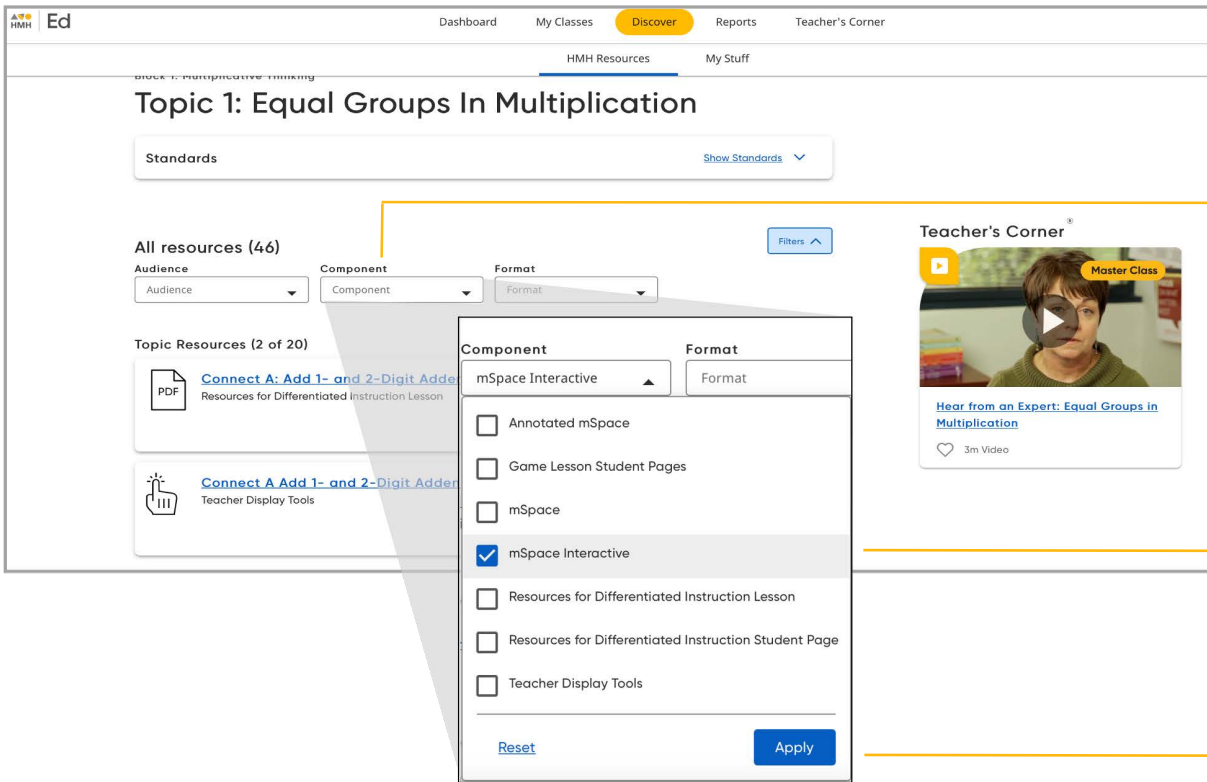
Open Lesson to visit the next page.



Open Filters tab to see new filters.

Continue to the next page for more Interactive mSpace insights.

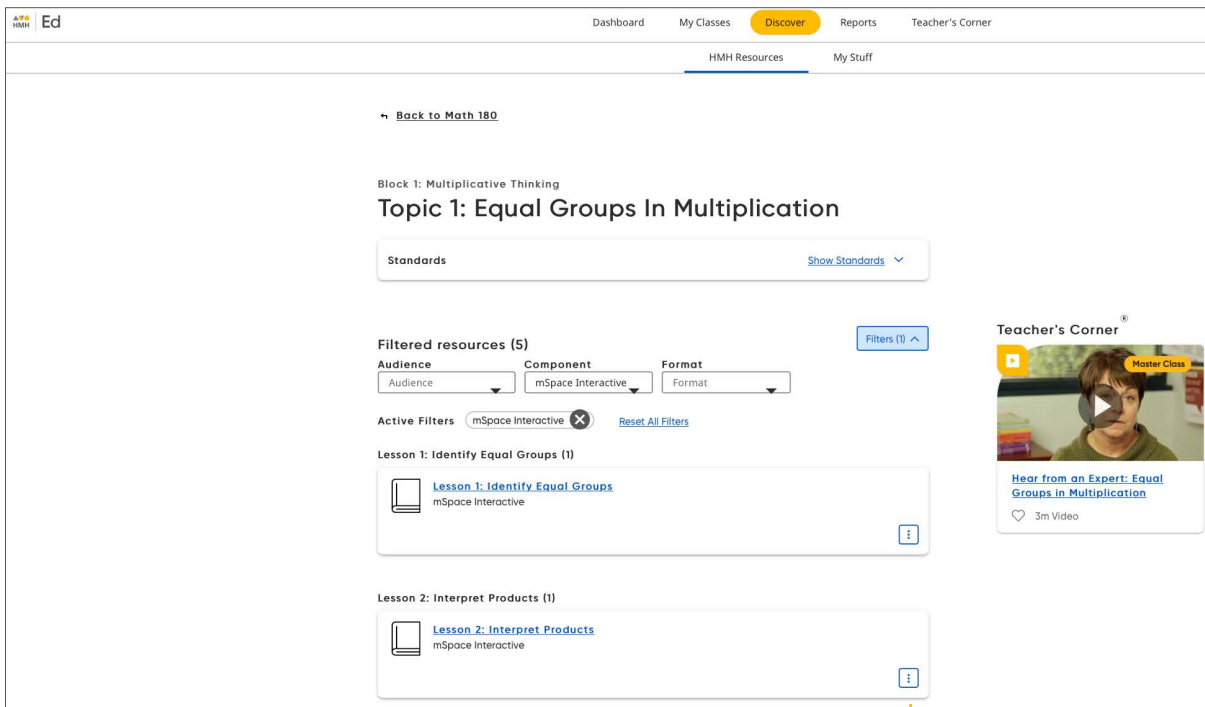
GO BACK TO MENU



Click the Component drop down menu.

Check mark the mSpace Interactive box.

Click Apply.



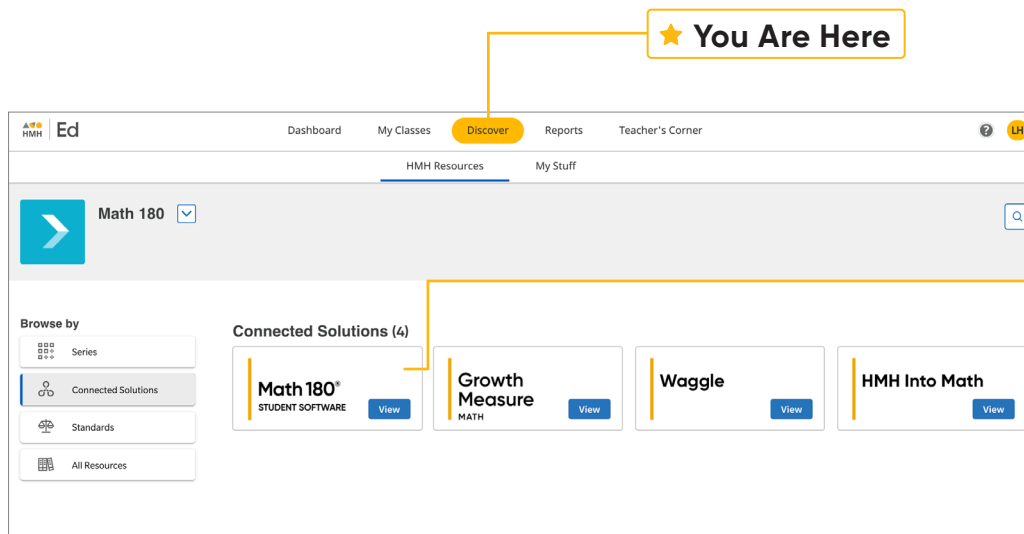

Dig Deeper

Click the 3 dots to quickly View Details, Add to your lessons, Assign to an Individual Class or Students, or Open content.

GO BACK TO MENU

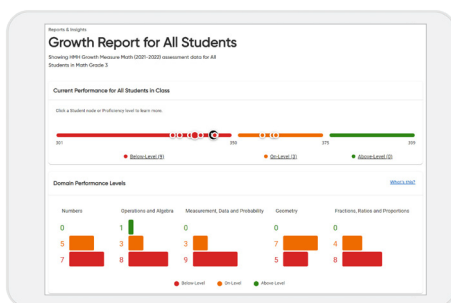
Connect with HMH Solutions

The **Connected Solutions** page on the Discover tab gives teachers digital options for additional content to support student growth.

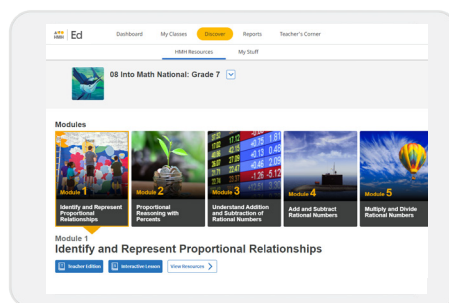


Pro Tip

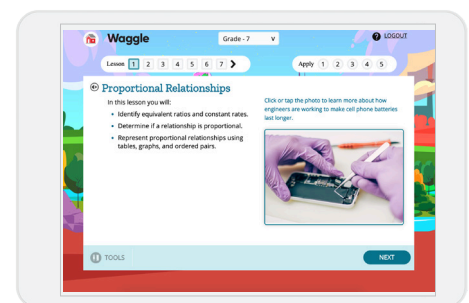
View Student Software
Click "view" to open and review what your students see within the Student Software.



HMH Growth Measure connects teachers and students to differentiated content that drives student growth.



HMH Into Math Designed from the ground up, *Into Math* is the only Grades K–12 solution built to monitor, predict, and propel growth for each and every student.



Waggle provides video-game style personalized skills-based practice and instruction with embedded support and ongoing dynamic assessment.

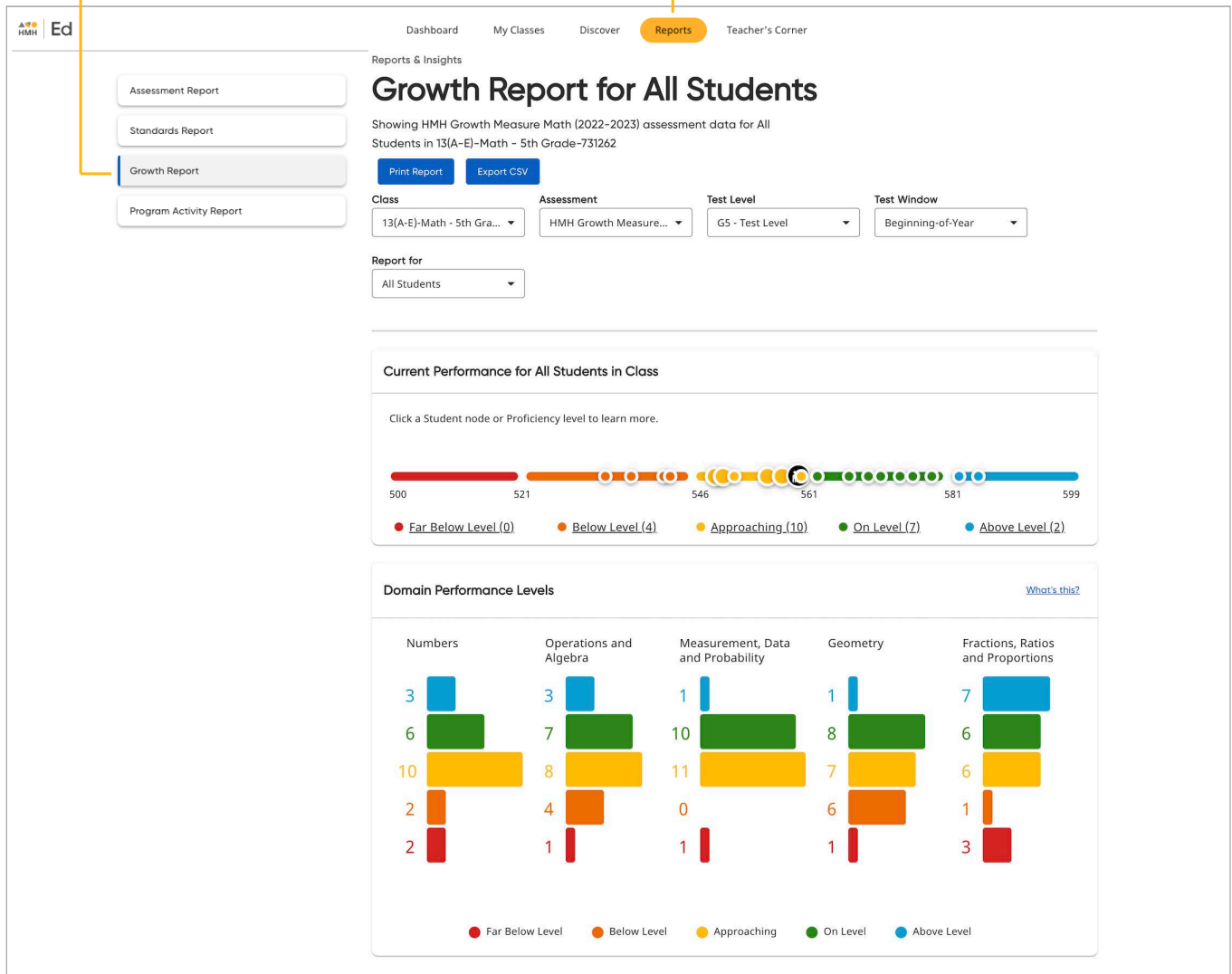
[GO BACK TO MENU](#)

Use Data to Inform Instruction

The **Reports** tab provides student performance data and access to critical information for teachers.

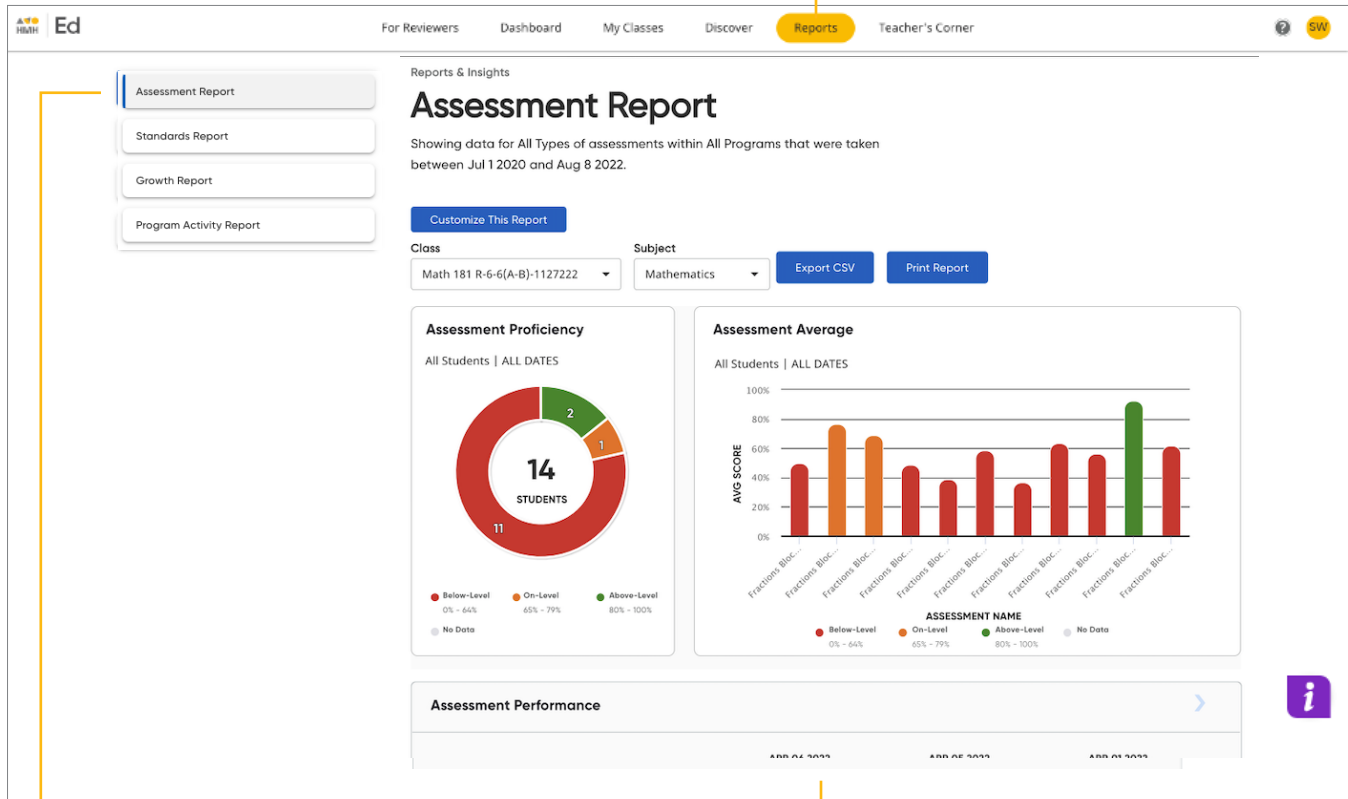
Growth Report shows your class Growth Measure results. Once students complete the Growth Measure, you can view students' scaled scores and performance levels for the testing window, class averages, and individual results.

★ You Are Here



GO BACK TO MENU

★ You Are Here



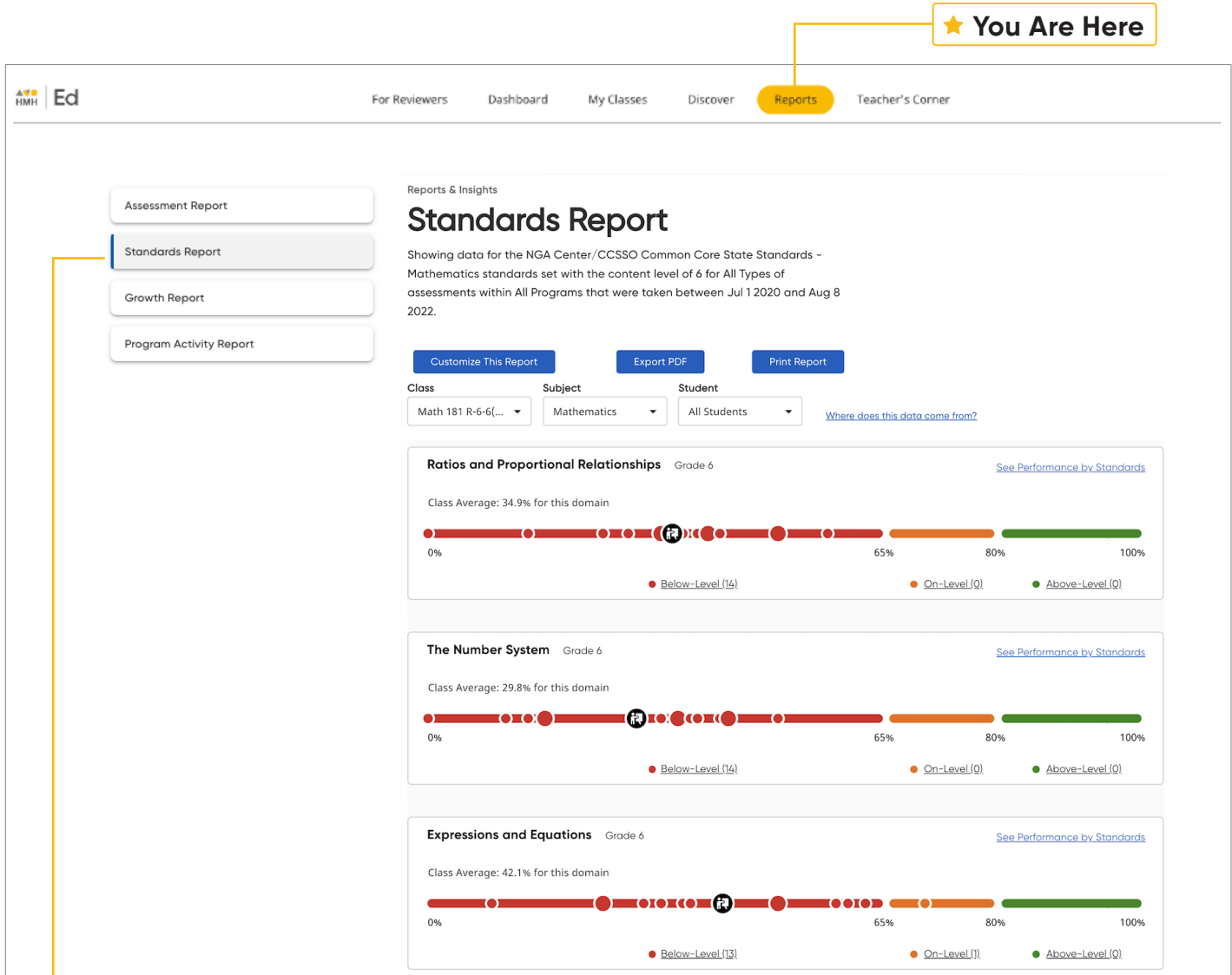
The **Assessment Report** includes a distribution of class proficiency, average class scores over time, and individual student scores.



Dig Deeper

Use this section of the report to view performance for each student and to place students into groups.

GO BACK TO MENU



The **Standards Report** shows student performance based on standards in the selected subject.

GO BACK TO MENU

Program Activity Report shows students' performance on the software as they progress through *Math 180*. Teachers can use the Program Activity Report to identify students who are performing below the expected level within the *Math 180* curriculum.

★ You Are Here

For Reviewers

Dashboard

My Classes

Discover

Reports

Teacher's Corner

Assessment Report

Standards Report

Growth Report

Program Activity Report

Reports & Insights

Program Activity Report

Showing M180 Student Application performance and utilization data for Second Period for Last 30 Days; Jul 12 2022 to Aug 11 2022.

Print Report

Export CSV

Class

Program

Component

Student

Second Period

Math 180

Student Application

All Students

Class Overview

How do I read this?

Last 30 Days

Below-Level Overall Performance	0 Topics Completed	1 Lessons Completed	2 Sessions	0.5 Average Weekly Sessions	6 min Average Session Duration	N/A Average Growth Measure Scaled Score
---------------------------------	--------------------	---------------------	------------	-----------------------------	--------------------------------	---

School Year to Date (SYTD)

Below-Level Overall Performance	0 Topics Completed	1 Lessons Completed	2 Sessions	0.3 Average Weekly Sessions	6 min Average Session Duration	N/A Average GLE
---------------------------------	--------------------	---------------------	------------	-----------------------------	--------------------------------	-----------------

Current Focus

Usage

Performance

Mindset Scan

Growth Measure

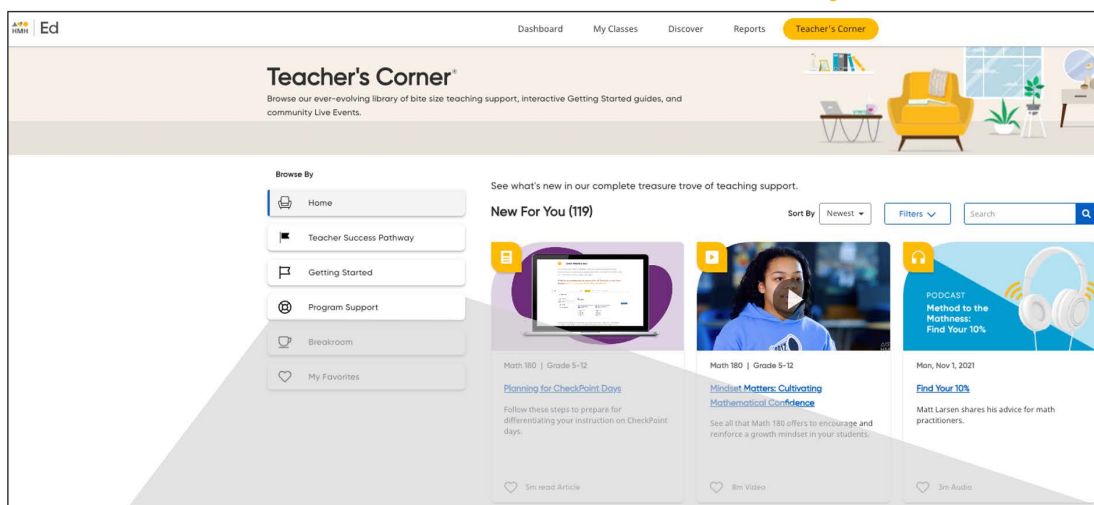
STUDENT	CURRENT TOPIC	PERFORMANCE	STATUS	TOPIC STARTED	TOPIC COMPLETED	TIME IN THIS TOPIC
GA	Unit Fraction Multiplication	Meets-Level	Completed	May 27, 2022	Jan 16, 2022	105 min
GB	Equivalent Fractions on a Number Line	Below-Level	In-Progress	May 25, 2022	N/A	113 min
GC	Adding and Subtracting Decimals	Below-Level	In-Progress	May 27, 2022	N/A	142 min
GD	Adding and Subtracting Decimals	On-Level	In-Progress	May 31, 2022	N/A	180 min

GO BACK TO MENU

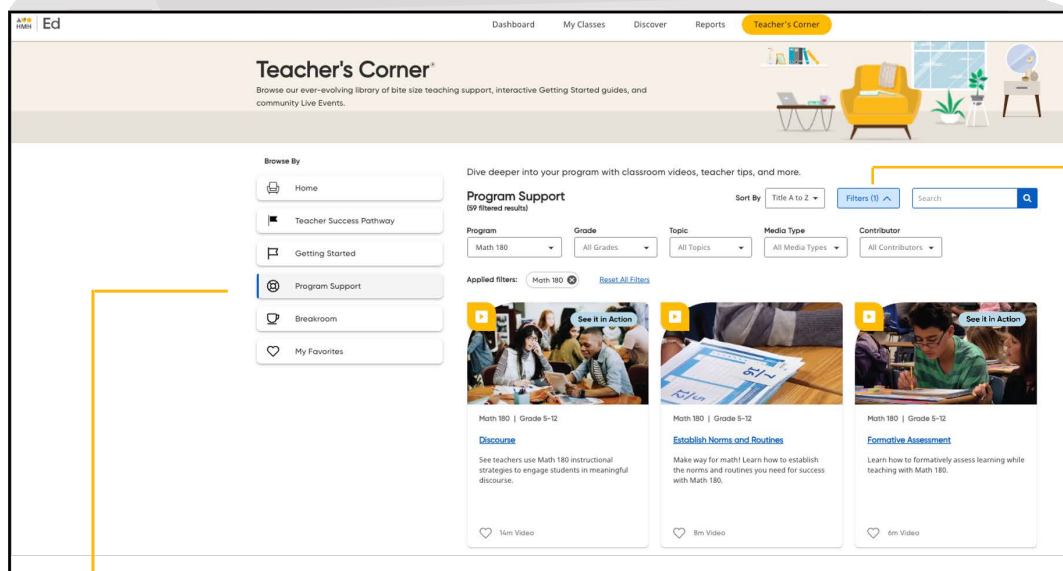
Access Professional Learning

From the **Teacher's Corner** tab, teachers have access to an ever-growing library of resources for *Math 180* and grade-level needs including tips from teachers.

★ You Are Here



Teacher's Corner® provides support with a library of professional learning resources and tips from our team of experienced coaches.



Dig Deeper

Use the filters to find and explore *Math 180* program resources to help with things like discourse and formative assessment.

Program Support is designed to focus on key best practices and lesson ideas for each program.

GO BACK TO MENU

Teacher Success Pathways

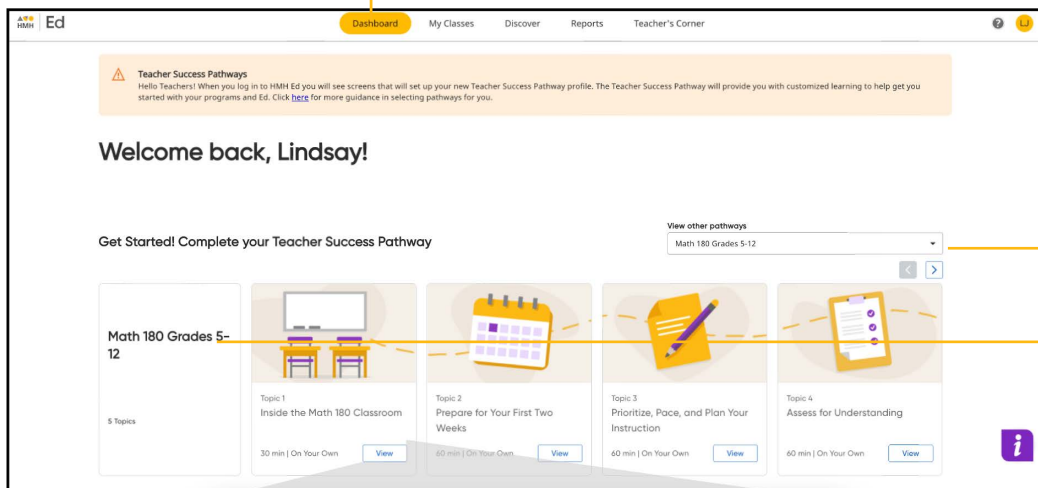
The Teacher Success Pathway provides a new learning experience for teachers. Once logged into Ed, Teachers are prompted to build a profile by selecting the grades, subjects, and the programs they teach. The Teacher Success Pathways provide ongoing support and personalizes their on-boarding experience.



Pro Tip

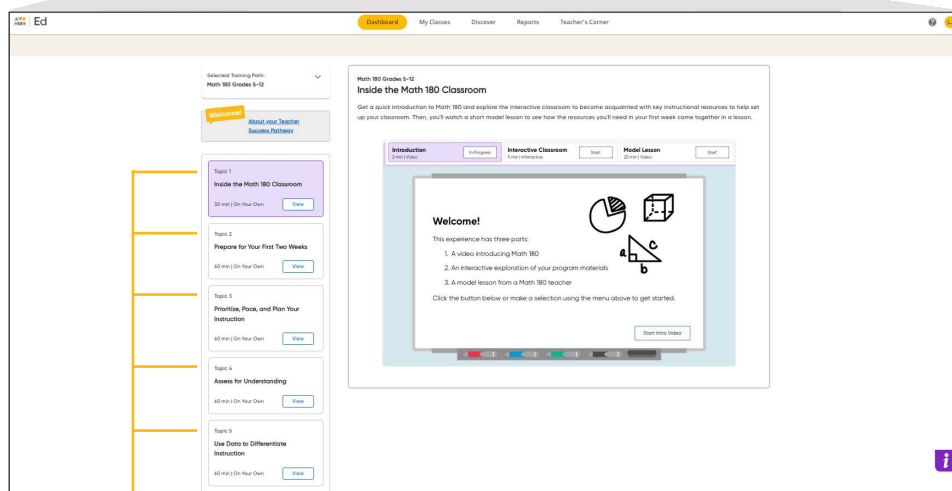
Be sure to complete the grade, subject, and program selections when first prompted. These selections determine the supporting videos, materials, and events provided in the Teacher Success Pathway.

★ You Are Here



Dig Deeper

Use the drop down menu to find additional related pathways.



Topics are designed to help incorporate HMH programs into the instructional block and include a variety of on-demand training items.

[GO BACK TO MENU](#)

Leader's Corner

Leader's Corner offers Administrators and Leaders access to a library of tools to support their teacher's surrounding *Math 180*. Additionally, the Leader's Corner provides an easier way to manage and administer HMH solutions.



Pro Tip

Leader's Corner needs Administrator Credentials to log in.

★ You Are Here



Dig Deeper

Admins and Coaches can access: Teacher Success Pathways, Live Events, Online sessions, In-person sessions, and Asynchronous feedback via Coaching Studio to support their teacher's.

Coaching delivers the perfect opportunity to focus upon standards- aligned instructional practice.



**PROFESSIONAL
LEARNING
PARTNER GUIDE**

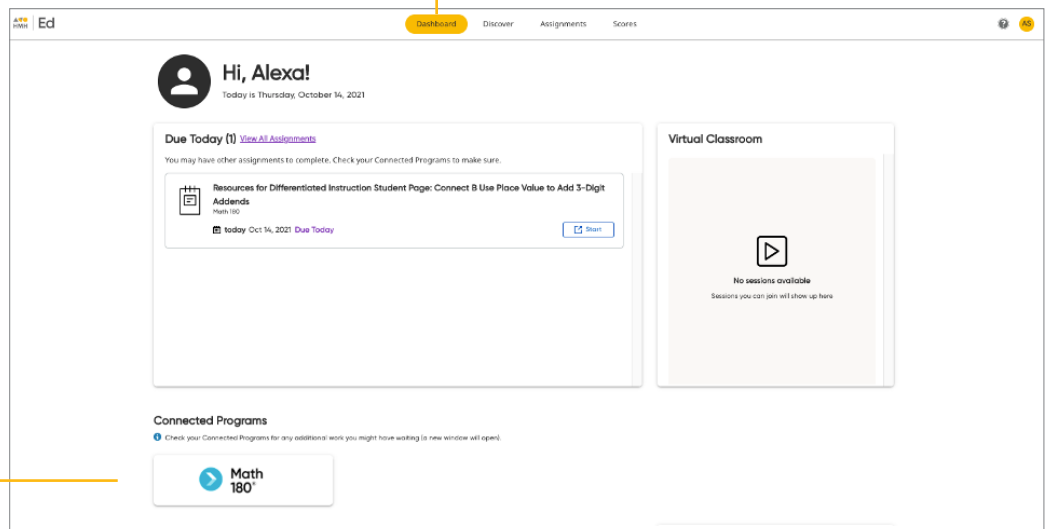
Did you know... HMH Professional Services has been nationally-recognized for our ability to support implementation and provide ongoing teacher and leader professional development?

GO BACK TO MENU

Experience Student Dashboard

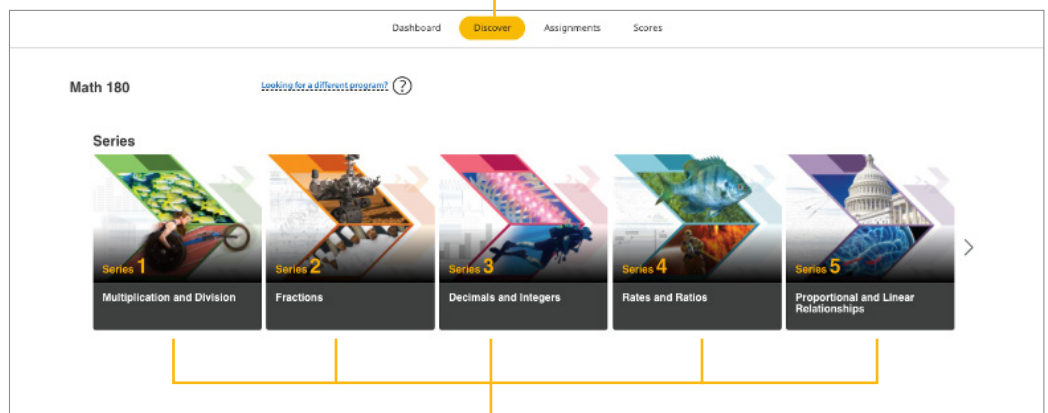
Under the Student Experience **Dashboard and Discover** tabs, students can review their overdue assignments, upcoming virtual classroom sessions, and all of the upcoming virtual classroom sessions, recent scores, and the student digital mSpace Book for each of the 6 Series.

★ You Are Here



Students launch their Student Software from here.

★ You Are Here



Click on one of the Series to access the student digital mSpace book.

GO BACK TO MENU

Complete Assignments and Review Scores

From the Student Experience under the **Assignments and Scores** tabs, students can access the status and due dates of their current assignments, as well as their scores on those they have completed.

★ You Are Here

Assignments

Assigned Programs

Check your Connected Programs for any additional work you might have waiting (a new window will open).

Math 180

Select a subject

☒ All Subjects

To Do: 2 Overdue: 0 Done: 0

Click 'Start' or 'Continue' to work on the assignments.

Assignment Name	Due Date	Actions
Resources for Differentiated Instruction Student Page: Connect A Add 1- and 2-Digit Addends	in 7 days Oct 21, 2021	Start
Resources for Differentiated Instruction Student Page: Connect B Use Place Value to Add 3-Digit Addends	today Oct 14, 2021	Start

★ You Are Here

All Scores for Vladdek

Use this page to review all your completed assessments and assignments.

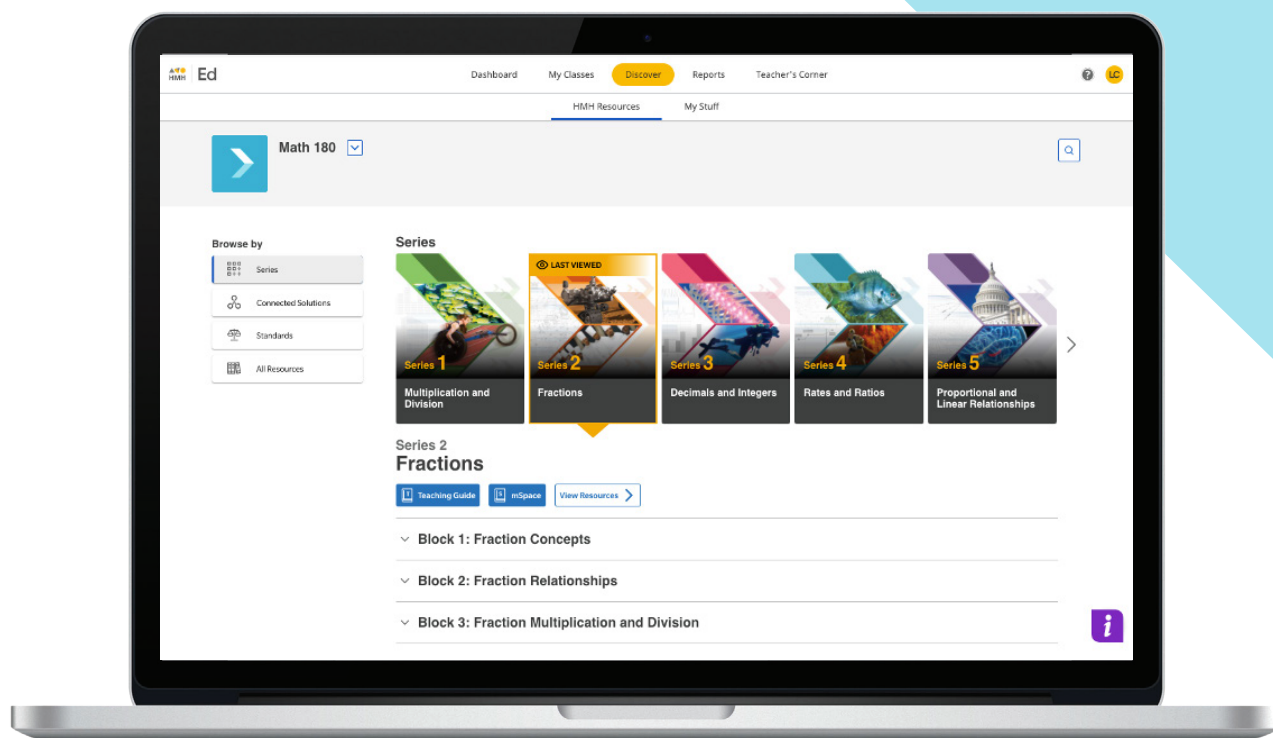
Your Scores (11)

Assignment Name	Due Date	Date Submitted	Score	Total Items	Actions
Fractions Block 2 mSkills Assessment	Oct 31, 2021	Oct 28, 2021	76.9%	5	Review
Rates and Ratios Block 1 mSkills Assessment	Dec 15, 2021	Dec 10, 2021	89.5%	11	Review
End-of-Year Test A	Mar 26, 2021	Mar 12, 2021	93.8%	30	Review

GO BACK TO MENU



Math 180[®]



[GO BACK TO MENU](#)

Where Limits Don't Exist!

To explore your *HMH Math 180* account, visit
hmhco.com/one/login

Google, Google Chrome, and Google Classroom are trademarks or registered trademarks of Google LLC. Math 180[®], Teacher's Corner[®], Houghton Mifflin Harcourt[®], and HMH[®] are trademarks or registered trademarks of Houghton Mifflin Harcourt. © Houghton Mifflin Harcourt. All rights reserved. 11/21 WF1455750



Houghton Mifflin Harcourt.

hmhco.com