



into Reading™



¡Arriba la Lectura!™

Digital Walkthrough Guide

Grades K–6




HMH Into Reading and HMH ¡Arriba la Lectura! **K–6 Digital Walkthrough Guide**

This reference is your guide to
the online features and tools
of ***HMH Into Reading™*** and
HMH ¡Arriba la Lectura!™.

What's Inside

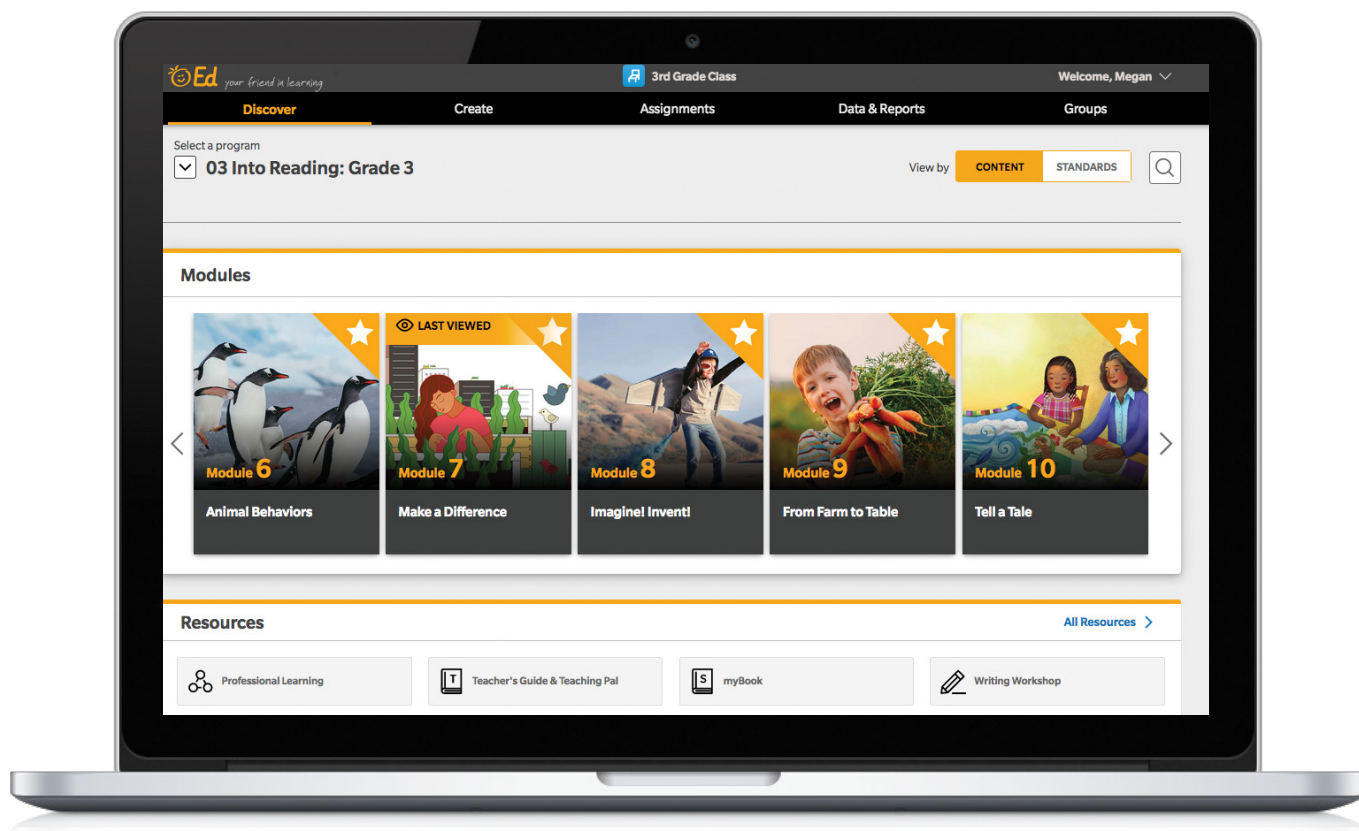
- 04** Logging into Your Preview Account
- 05** Selecting Your Grade Level
- 06** Teacher Dashboard
- 08** Resources
- 17** Differentiate for Tier II and Tier III
Instruction
- 18** Student Book View
- 20** Assessments
- 21** Data and Reports



Thank you for taking the time to review **HMH Into Reading** and **HMH ¡Arriba la Lectura!** This digital walkthrough guide was created to help you navigate the HMH® website, **Ed: Your Friend in Learning®**.




Ed is an online learning platform that combines the best of technology, content, and instruction to personalize the teaching and learning experience for every teacher and student using HMH programs. With Ed, teachers can easily plan lessons and group students to provide targeted and specific differentiation.





Logging into Your **Preview Account**

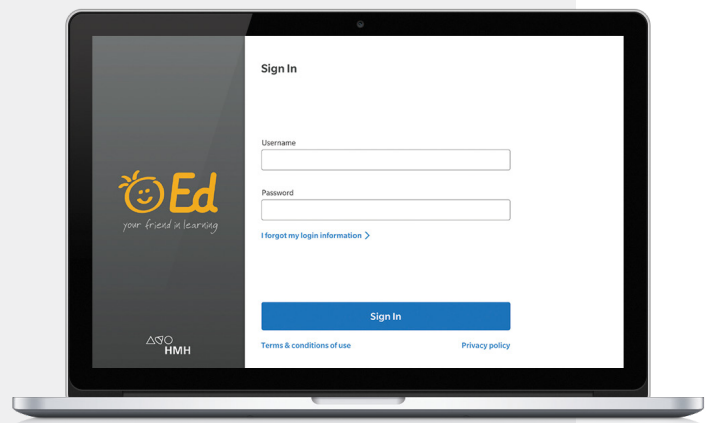
We're excited to help you get started with the *Ed* online learning platform for *HMH Into Reading* and *HMH ¡Arriba la Lectura!*

- 1** Go to hmhco.com/intoreading.
- 2** Click 
- 3** Wait for account details to arrive in your email.
- 4** Proceed to *Ed* and enter your username and password.
(Your username and password are case sensitive. Please enter carefully.)

To return to your online evaluation, please visit hmhco.com/one and enter your username and password.

Before you get started:

- For the best user experience, we recommend using the **Google Chrome™** browser.
- **Disable pop-up blockers** or **allow pop-ups** from this site in your browser software.
- Please ensure your **PDF settings** are set to **open PDFs in the browser** and not to download.





Selecting Your Grade Level

- Click the arrow to choose your program and grade level in the drop-down menu.

The screenshot shows the Ed platform interface. At the top, there's a navigation bar with 'Discover', 'Create', 'Assignments', 'Data & Reports', and 'Groups'. The 'Discover' tab is active. Below the navigation bar, there's a header for '03 Into Reading: Grade 3' with a dropdown arrow on the left and 'View by' buttons for 'CONTENT' and 'STANDARDS' on the right. A dropdown menu is open, showing a list of grade levels: 00 Into Reading: Grade K, 01 Into Reading: Grade 1, 02 Into Reading: Grade 2, 03 Into Reading: Grade 3 (highlighted), 04 Into Reading: Grade 4, 05 Into Reading: Grade 5, 06 Into Reading: Grade 6, 07 ¡Arriba la Lectura!: Grado K, 08 ¡Arriba la Lectura!: Grado 1, 09 ¡Arriba la Lectura!: Grado 2, and 10 ¡Arriba la Lectura!: Grado 3. Below the dropdown, there's a carousel of four modules: Module 2 (Your Words), Module 3 (Let Freedom Ring!), Module 4 (Stories on Stage), and Module 5 (Teamwork). Each module has a star icon in the top right corner. Below the carousel, there's a 'Resources' section with a grid of 16 resource cards, each with an icon and a title: Professional Learning, Teacher's Guide & Teaching Pal, myBook, Writing Workshop, Rigby Leveled Library, Assessment, Anchor Charts, Display & Engage, Practice & Application, Differentiated Instruction, Student Choice Library, Learning Cards, Multimedia, School to Home Connection, Current Events, and Intervention. The 'All Resources' link is visible in the top right of the Resources section.



● Teacher Dashboard

Your personalized Teacher Dashboard is organized into five main sections:

1

Discover

Quickly access content and search program resources.

2

Create

Collect and organize resources to create new lesson plans.

3

Assignments

Monitor students' daily progress and track progress of assignments.

4

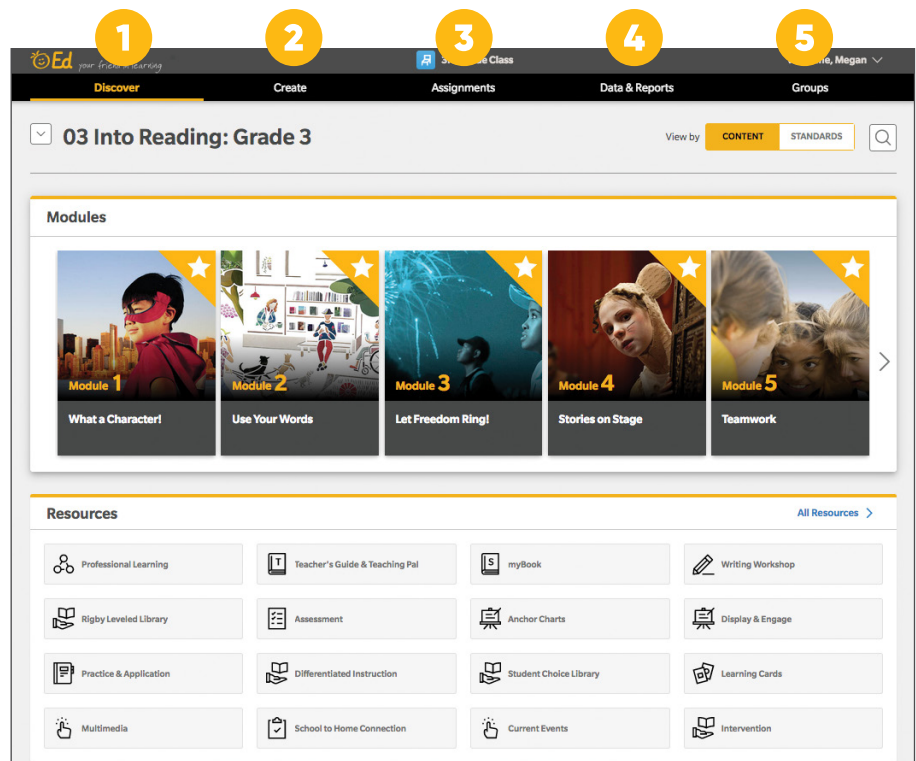
Data & Reports

View student performance data and access critical information to inform instructional decisions.

5

Groups

Group students manually or let *Ed* automatically group students based on assessment results.





Discover allows you to view the Student and Teacher Editions, browse program resources, search content by standard, and access online assessments.

Select a **Module** to start your review.

Click to view by **Content** or **Standards**.

Search by Content or Standards.

Scroll to view additional **Modules**.

Access **Resources** quickly for each lesson.



Resources

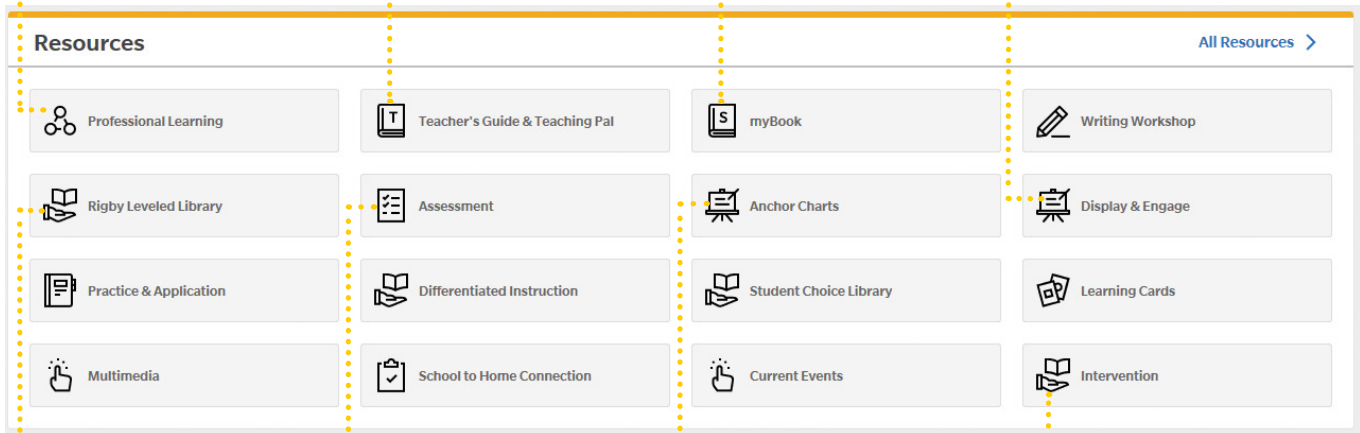
Designed to ensure accessibility and achievement for all.

On-demand videos are accessible 24/7 to teach new strategies and provide ongoing **Professional Learning**.

The **Teacher's Guide** supports planning and includes grade level minilessons for Reading Workshop as well as foundational skills, spelling, and vocabulary.

Interactive **myBook** (Student Edition) allows students to highlight, annotate, and more.

Facilitate whole-class instruction and discussion with **Display & Engage** projectables.



NEW K–6 English and Spanish **Rigby® Leveled Library** texts are provided.

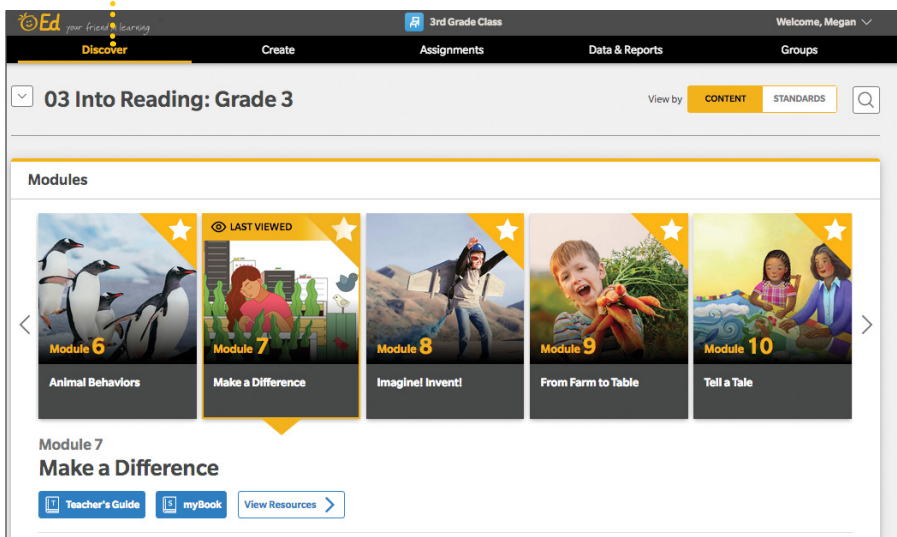
Assessments align to state standards.

Anchor Charts include word-learning strategies and can be projected or downloaded.

Intervention includes more than 250 lessons to reinforce, extend, and intervene with skills-based lessons.

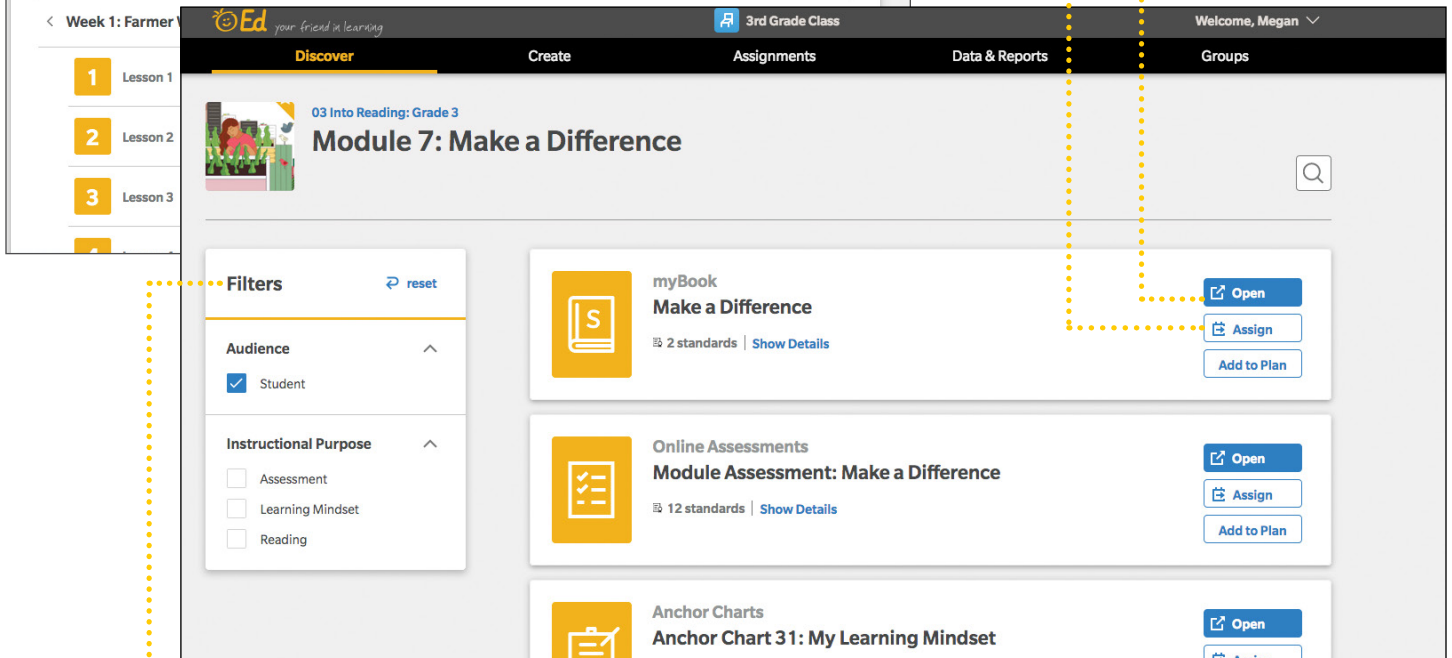
Assigning Resources

In the **Discover** section, select a **Module** and click a **Lesson** to assign resources.



Assign the resource.
Assignments appear in the Student Dashboard.

Open the resource.



Use the **Filter** feature to find resources and content quickly.



● **Resources** (Continued)

Multimedia Resources

Engage students, connect, and launch lessons with interactive multimedia resources, including:

iRead® Articulation Videos (K–2 only)

Into Reading only

Alphafriends® Songs and Videos (K–2 only)

Alfamigos® Songs and Videos (K–2 only)

Big Book Audio (K–2 only)

Wrap-Up Videos (K only)

In addition to the K Module Wrap-Up Videos, there are videos as selections at Grades 1–6.

Pronunciation Audio (K–2 only)

¡Arriba la Lectura!, only

Read Aloud Book Audio (K–2)

Start Right Reader Audio (K only)

Focal Text/Trade Book Audio (Grades 1–6)

Revista Aventuras Audio (Grades K–6)


Arriba only

Get Curious Videos






Articulation Videos



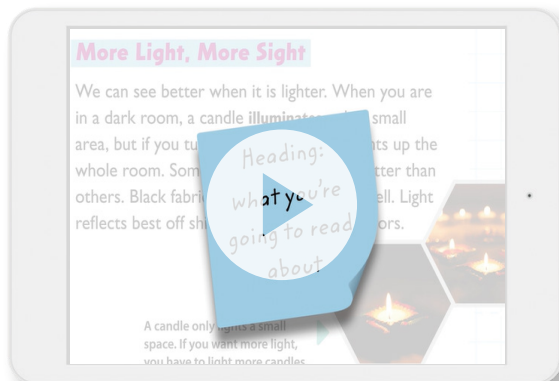
Articulation Videos help support sound formation with early learners and English learners.

Alphafriends and Alfamigos Videos



Engage students with fun, animated **Alphafriends and Alfamigos Videos** and sing-along songs to help reinforce letters and letter sounds.

Close Read Screencast Videos



Model and demonstrate how to close read texts with student-friendly, guided **Close Read Screencast** video tutorials. (Grades 3–6)

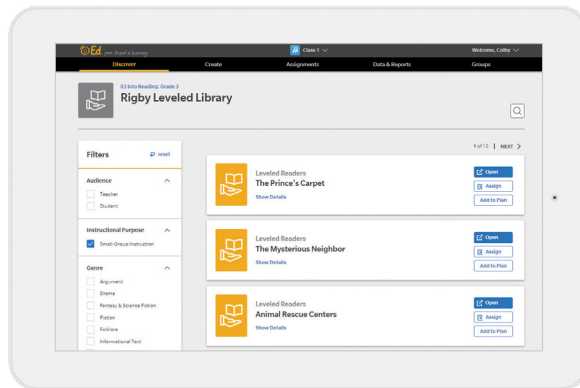


● **Resources** (Continued)

Rigby Leveled Readers Library

NEW K–6 English and Spanish Rigby Leveled Library

High-quality leveled readers for small-group instruction, including Rigby PM readers, offer a balance of fiction and informational text with engaging and relevant topics.



Precisely Leveled Texts in English and Spanish




Reading Workshop Resources

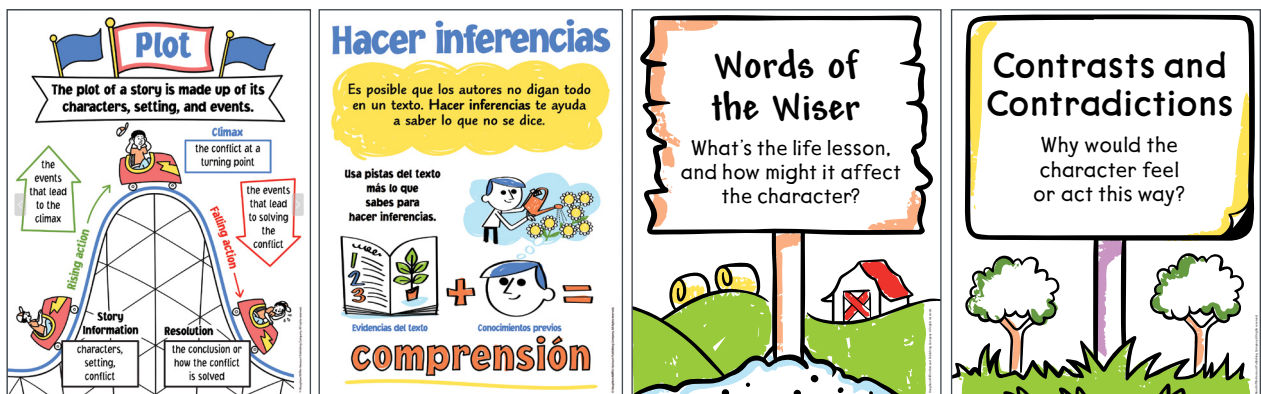
Whole Group, Small Group, Independent Reading

Anywhere, anytime access to reading content in the classroom or at home.

myBooks, Big Books, Read Alouds, Mentor Texts, and Student Choice Libraries



Reading Anchor Charts and Tabletop Minilessons





● Resources (Continued)

Foundational Skills Resources

Develop foundational skills with grab-and-go resources and engaging content to develop critical literacy skills.

Phonics Anchor Charts

Alphabetical Order
A B C D E F G H I J K L M N O P Q R S T U V W X Y Z

1 How do I put words in alphabetical order?
Look at the first letter in each word.
Then arrange the words in ABC order.
apple banana cheese

2 What if the first letter is the same?
Look at the second letter in each word.
Then arrange the words in ABC order.
banana berry butter

3 What if the first and second letters are the same?
Look at the third letter in each word.
Then arrange the words in ABC order.
cheese chicken chocolate

Handwriting Anchor Charts and Activities

Handwriting Model
Trace and write the letters.
G G G
g g g


Cursive Handwriting
In cursive handwriting, the letters in each word are connected.
This is cursive handwriting.

Practice connecting the letters. Be sure the connecting lines are not too short or too long.
Look at my cursive writing!

Think about the **size** and **shape** of each letter. Practice forming each letter neatly and correctly.

Cultivate handwriting development with **Anchor Charts** and **Activity Sheets**.

Alphafriends and Alfamigos Cards and Videos



Foster phonemic awareness and letter recognition fluency with **Alphafriends** and **Alfamigos** cards and videos.



Vocabulary Cards and Projectable Lessons


Name _____ Vocabulary

Power Words: Match

Word Bank: try new great enjoy excited nervous

► Write the Power Word from Try That that best fits each item.

1. Which word means not old? _____
2. Which word tells that you really like doing something? _____
3. This word means better than good. _____
4. Which word tells how you might feel when you try something new? _____
5. You feel this way when you are very happy. _____
6. This word tells what you do when you work hard. _____



Vocabulary Cards and **Projectable Lessons** support minilesson vocabulary instruction. Cards demonstrate words used in a sentence along with prompts for collaborative activities.

Start Right Readers



New, decodable **Start Right Readers** provide engaging stories in multiple genres.

Spelling Cards and Activity Sheets

Name _____ Spelling

Long o

You can spell the long o sound with ow, as in snow, and oa, as in road.


► Write each Spelling Word in the correct column.

Words with ow	Words with oa
_____	_____
_____	_____
_____	_____
_____	_____
_____	_____
_____	_____
_____	_____
_____	_____
_____	_____
_____	_____

Spelling Words: show, row, grow, low, blow, snow, boat, coat, road, toad.

Basic: show, row, grow, low, blow, snow, boat, coat, road, toad.

Review: e-e, ie, ee, ey, ea.



During Literacy Centers, children can continue their personalized, adaptive learning for foundational skills in *iRead*.


*Available in English only.

Resources (Continued)

Writing Workshop Resources

Writing Workshop Teacher's Guide

Allowing for seamless integration of writing and grammar instruction, the **Writing Workshop Teacher's Guide** offers a unique approach that becomes second nature.



Writing Mentor Texts

Write a Description

PROMPT

How does Grasshopper change during the story? Use details from the words and pictures to explain your ideas.

PLAN

Describe what Grasshopper is like at the beginning, middle, and end of the story.


Beginning	Middle	End

WRITE

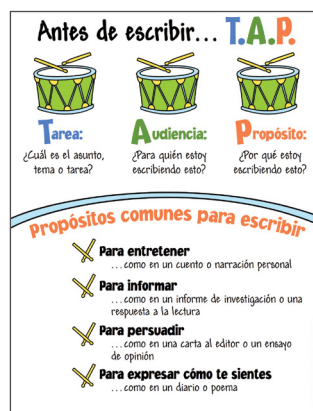
Now write sentences to describe how Grasshopper changes. Remember to:

- Tell about Grasshopper's actions at the beginning, middle, and end of the story.
- Use describing words.

Start Typing...



Writing Anchor Charts



Grammar Minilessons

Grammar 1.1.1

Subjects and Verbs

Every complete sentence has a subject and a verb. The subject is the naming part of the sentence. The verb is the action part of the sentence.

Example: *The horse runs.*

Circle the verb that tells what the subject is doing.

- The bird (fly, flies) to the tree.
- The friends (build, build) a castle.
- Kris (talk, talk) to Tim.
- The girls (play, play) soccer.
- The car (stop, stop) at the light.

Revisit a piece of your writing. Edit the draft to make sure subjects and verbs are used correctly.

Grammar 1.1.1

Verbs of action

Los verbos de acción dicen lo que hacen las personas, los animales y las cosas.

Lee los verbos de la tabla. Escribe un verbo para cada oración.

bebo	comemos	corren	piñon	rodan
1. Yo _____ juego de naraja en el desayuno.				
2. Los amigos _____ por una pista.				
3. Nosotros _____ en la cafeteria.				
4. Los defines _____ en el océano.				
5. Los niños _____ con acouelos.				

Vuelve a un borrador de texto. Edito el borrador para asegurarte de que has usado correctamente los verbos de acción.

Grammar 1.1.3

Connect to Writing: Using Simple Sentences

Read the selection and choose the best answer to each question. Read the following paragraph about a girl and her cat. Look for any revisions that should be made. Then answer the questions that follow.

(1) Rhonda has a cat. (2) Loves to eat fish treats. (3) The cat has a toy mouse. (4) He likes to chase it around the living room. (5) This makes Rhonda laugh. (6) Her cat also sleeps a lot. (7) The cat her lap. (8) He purrs when he sleeps.

1. Which of the following is not a complete sentence?

- Rhonda has a cat.
- Loves to eat fish treats.
- The cat has a toy mouse.
- He likes to chase it around the living room.

2. Which of the following is not a complete sentence?

- This makes Rhonda laugh.
- Her cat also sleeps a lot.
- The cat her lap.
- He purrs when he sleeps.

Do you have a pet? If not, what kind of pet would you like? Write two or three sentences about your pet or one you would like to have.

Differentiate for Tier II and Tier III Instruction

FOUNDATIONAL SKILLS AND WORD STUDY STUDIO


Target foundational skill instruction in small groups to reinforce, intervene, or extend student learning based on need. The online **Foundational Skills and Word Study Studio** provides explicit, sequential, and systematic instruction and practice in the critical areas of print concepts, letter knowledge, phonological awareness, phonemic awareness, phonics, word recognition, and fluency.

Phonemic Awareness Warm-up


Apply

Teach/Model

Guided Practice



More than 250 K–6 lessons available



Tier II–III

READ AND RESPOND JOURNALS

Decodables and passages within **Read and Respond Journals** allow students to build their confidence as readers. Students practice foundational skills in the context of reading with passages written below grade level. This additional practice provides support to help with comprehension and opportunities to reinforce, and refine, students' skills.

Strategically Placed Passages

Tier II

Read and Respond Boxes



● Student Book View

● Students will open a **Table of Contents** to access units and lessons.

● Tap this button to see **Notes** or highlighted text students create.

The screenshot shows the 'Make a Difference' student book interface. On the left, a 'Contents' menu lists various topics under 'Module 7 : Make a Difference', including 'Make a Difference', 'Words About Making a Difference', 'Knowledge Map', and several lessons like 'Let's Build a Park' and 'Farmer Will Allen and the Growing Table'. The main area has an orange header with the title 'Make a Difference'. Below the header is a large illustration of a person with long brown hair, wearing a pink shirt, sitting on a bench and planting in a city. The illustration includes various elements like buildings, trees, and birds. At the bottom of the main area, a quote by Jane Goodall is displayed: "Every individual matters. Every individual has a role to play. Every individual makes a difference." The interface also includes navigation buttons like 'Play Audio', 'Review', 'Notes', and 'More' at the top right.



- **Notice & Note** features use **Signposts** and **Anchor Questions** to promote deeper text analysis and comprehension.

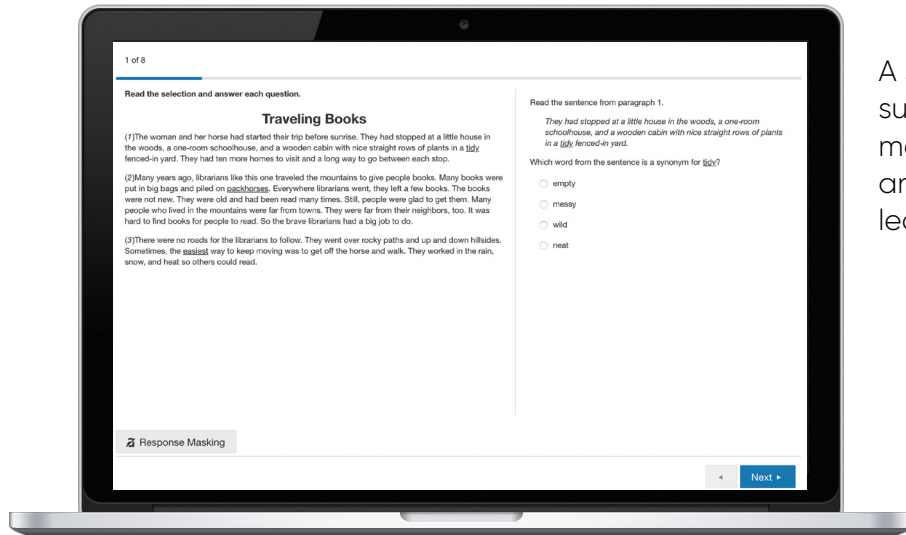
- **Embedded Videos** and **Close Read Screencasts** are also included in the interactive Student Edition.



● Assessments

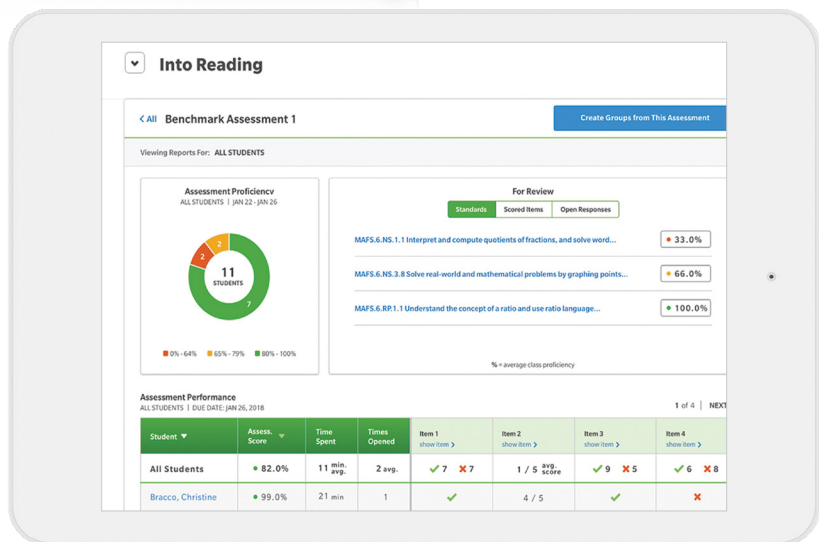
Measure student performance with a wealth of assessment resources:

- Growth Measure
- Guided Reading Benchmark
- Program Assessments
 - Module Assessment
 - Weekly Assessment
 - Selection and Leveled Reader Quizzes



A suite of formative and summative assessments maximizes student growth and drives positive learning outcomes.

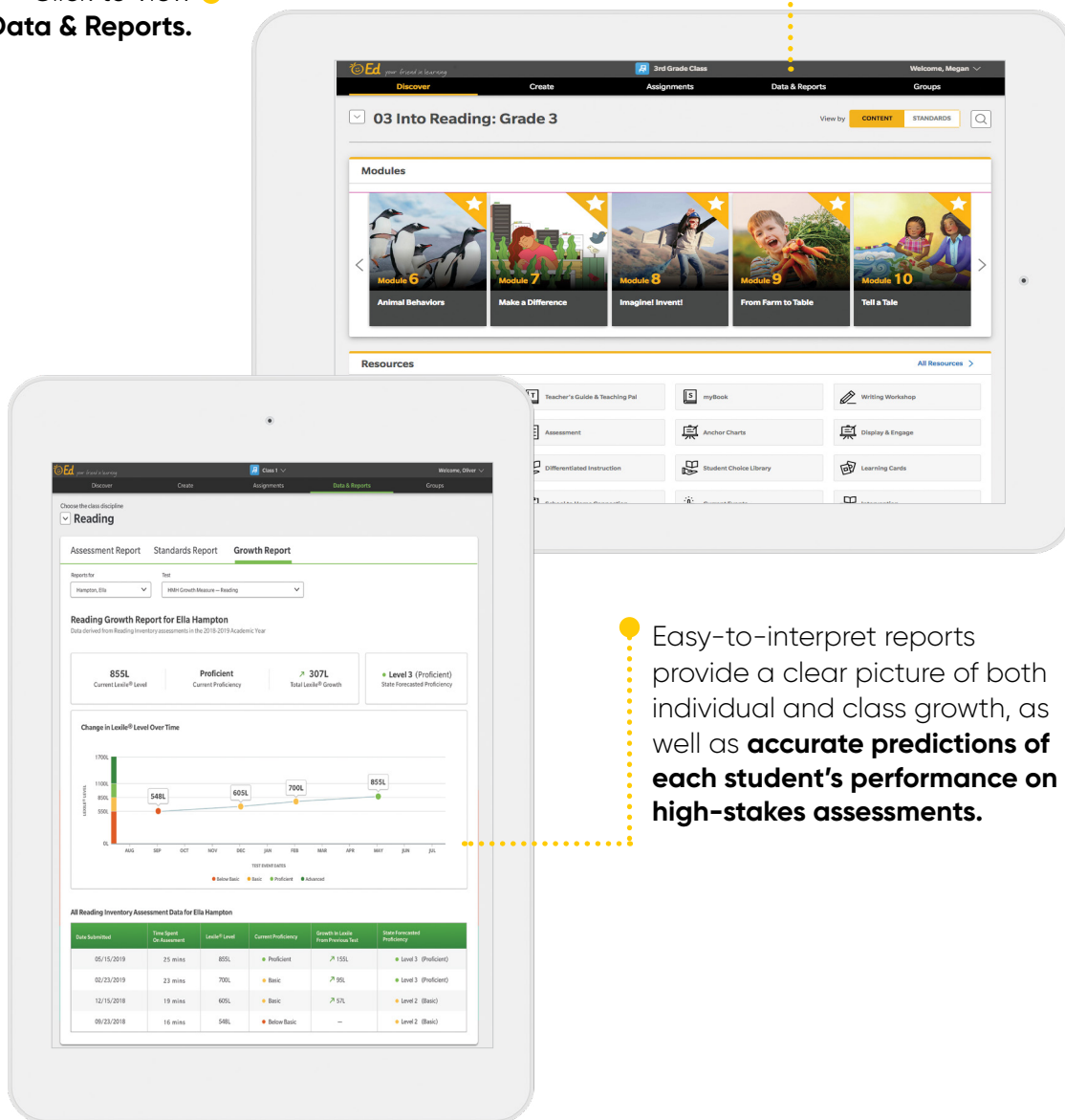
Data-driven assessment measures growth!



Data and Reports

The **Data & Reports** section is where teachers can get valuable insight about the performance of their students to inform their next instructional steps.

Click to view
Data & Reports.



Easy-to-interpret reports provide a clear picture of both individual and class growth, as well as **accurate predictions of each student's performance on high-stakes assessments.**



NOTES

Lined area for taking notes, consisting of 20 horizontal lines.



into Reading™



¡Arriba la Lectura!™



A Vision for Student Growth



To learn more about **HMH Into Reading**, please visit
hmhco.com/intoreading

Google Chrome is a trademark of Google LLC. HMH Into Reading™, ¡Arriba la Lectura!™, Ed Your Friend in Learning®, Rigby®, Alphafriends®, Alfamigos®, iRead®, The Learning Company™, HMH®, and Houghton Mifflin Harcourt® are trademarks or registered trademarks of Houghton Mifflin Harcourt. © Houghton Mifflin Harcourt. All rights reserved. 05/19 WF879943 F-1773834



Houghton Mifflin Harcourt.
The Learning Company™

hmhco.com