

inFact Leveled Readers

91 nonfiction
readers focused
on close reading
of informational
texts



Grades K–5




Inform, Inspire, Instruct, and Involve with Engaging Nonfiction

Prepare students early for rigorous standardized state tests with bold, exciting, visually beautiful *inFact* leveled readers—informational texts that launch you on a learning adventure!


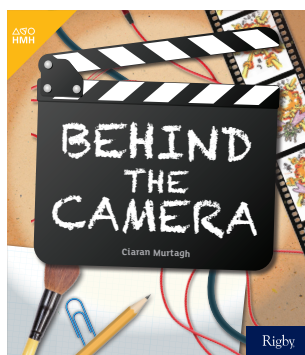

inFact leveled readers for **Grades K–5** do more than draw students in and motivate them to read nonfiction. The texts encourage learners to read closely, find evidence, and boost their comprehension skills, propelling them to success on high-stakes standardized tests.

Packed with awe-inspiring visuals, the leveled readers showcase a wide variety of science and social studies topics, captivating students' interest and keeping them engaged.

Carefully aligned to Fountas & Pinnell reading levels A–W, *inFact* delivers just the right book to every student.



Students in Grades K–2 embark on journeys to explore how the world works and learn about sharing the planet with topics regarding the ocean, space, life science, dinosaurs, and technology.



Students in Grades 3–5 delve into key moments of cultural and social change throughout history, as well as contemporary issues and pop-culture figures.

INFORM—with More than Facts and Figures

Research shows that reading nonfiction helps students:

- Develop vocabulary and background knowledge
- Build practical skills for daily life
- Understand and tackle the nuances and challenges of complex text

(Ehrenworth, 2014; Duke, 2004; Goodwin & Miller, 2013)

As students advance to higher grades, they need to read and comprehend “text whose primary purpose is to convey information about the natural and social world. Success in schooling, the workplace, and society depends on our ability to comprehend this material” (Duke, 2004).

Introducing nonfiction informational texts early has been shown to improve students’ performance on **standardized state tests**. Nonfiction, however, has historically been in short supply in classrooms. “On average, students spent just 3.6 minutes with informational text each day” (Goodwin & Miller, 2013).


inFact leveled readers help students comprehend nonfiction passages by bringing a vast array of topics to life, revealing what it’s like to be an astronaut, a paleontologist, an artist, and much more!




INSPIRE—with Real-World Connections

inFact explores informational texts in an accessible, age-appropriate way to help students understand the world around them and their place in it. At the same time, it challenges them to become more proficient readers in:


Science



Cover **life science** by exploring animals that camouflage themselves.




Promote **STEM** with a look at robots that move like animals.



Examine **space exploration** by investigating other planets.


Social Studies



Bring **history** to life by teaching about an ancient people.



Introduce **biography** by examining the lives of notable people in history.




Help students gain new **cultural perspectives** by showing how other peoples live.

Art



Inspire students to **create** their own works with bold graphics.




Engage students' imaginations with examples of **unique** forms of art.



Spark students' **self-expression** with an exploration of the history of dance.

Harness the Power of Nonfiction with *inFact!*



Introduce learners to important nonfiction text elements such as **picture glossaries** and **indexes** to build academic vocabulary across the curriculum areas.

INSTRUCT—with Tools to Build Stronger Readers

Guided reading instruction is made easier—and planning time is reduced—with **InFact Take and Teach Lesson Plans**, included with every *inFact* Guided Reading package.

Color Codes

GENRE: Informational: Expository
CONTENT AREA: Concepts/Colors

WHY THIS TEXT?
Fascinating nature photographs support engaging text about the ways color helps living things survive and thrive. Graphics features, including labels and symbols, give readers a deeper understanding of the ideas explained in each chapter.

VOCABULARY NETWORK
Words about Colors: hue (n.), pigment (n.), vibrant (adj.)

TEXT COMPLEXITY		
R&P LEVEL	LEXILE®	QUALITATIVE
L	580L	Moderately Complex

KEY IDEAS

- Plants and animals come in many different colors.
- Some plants and animals use color to stand out so they can attract others or signal danger.
- Other living things use color to hide from predators or sneak up on prey.
- Some animals take on a certain color because of the food they eat.

LANGUAGE

Key Vocabulary
pattern is to either is to predators is to prey is to coral reefs is to

BACKGROUND & CULTURE

Have a volunteer read about the title of the book. Ask children if they know of any animals or plants that are able to blend in with their environments. Explain that camouflage is just one way color is used in nature and this book will show examples of other interesting ways color is used by plants and animals.

INSTRUCTIONAL SUPPORT

OPTIONS FOR TEACHER-LED SESSIONS

- Key Ideas & Details 2
- Skill Focus: Cause and Effect 4
- Respond & Extend 4

Social Emotional Connection

Some animals and plants use color in unique ways. Artists and poets may also use color to show a mood. Children, too, can explore ways to use color to describe their feelings as they learn to **recognize and manage emotions**.

Social Emotional Connection

Some animals and plants use color in unique ways. Artists and poets may also use color to show a mood. Children, too, can explore ways to use color to describe their feelings as they learn to **recognize and manage emotions**.

Featuring point-of-use question prompts, English learner supports, and text evidence, the Lesson Plans help you support your students as they work.

Implement **SEL** best practices with hands-on activities and writing prompts reinforced in the book.

Key Ideas & Details

GENERATE INTEREST
Prompt children to make predictions and share connections.
• What types of animals do you expect to see in this book?
• How do you think plants use color?

GUIDE INSTRUCTION
Build comprehension of the text, using the prompts below as needed.

1-5

How does the bird on page 5 use color? (to stand out, to be seen) How is bright color helpful for flowers? (to attract bees that carry pollen) How do male peacocks show off their colorful eyespots? (they fan out their feathers and shake them)

TEXT EVIDENCE
• It is seen.
• They use bright colors to attract the bees.
• He spreads it out like a fan and shakes it.

English Learner Support
Point out the compound word *eyespots* on page 8. Explain that this word combines two smaller words, *eye* and *spot*, and is used here to describe the design on peacock feathers.

10-15

What makes an Arctic fox hard to see in the snow? (it has a white coat.) Where is the geyser on page 12? (on the floor) Why do cuttlefish change color? (to hide from sharks and other predators)

TEXT EVIDENCE
• The Arctic fox has a white coat that blends in with the snow.
• CUTTLEFISH CLUES
• Cuttlefish change color to hide from predators such as sharks.

English Learner Support
Point to the word *coat* on page 11. Explain that while this word is more commonly used to talk about a type of clothing, it can also be used to describe animal hair or fur.

SKILL FOCUS

Cause and Effect

Introduce the driving question:

- What words and details does the author use to help you understand causes and effects?

Promote depth of knowledge and skills transfer with the unique **Skill Focus** for each title.

Assess reading comprehension with *Reading Counts!* Quizzes, available for all 91 *inFact* titles. *Reading Counts!* software available as a separate purchase.



Respond & Extend

GENERATE INTEREST

- If you could spend a day living as one of the animals in this book, which one would you choose?
- Can you think of any living things in your area that use color to hide or stand out?

GUIDE INSTRUCTION

Explain that children will be using what they have read and their own opinions to respond to the text. Then assign and support one or more of the activities below.

Project	Research Connection	Response Writing
Paint a Colorful Creature <ul style="list-style-type: none"> • Choose an animal from the book. Mix paint to match the animal's coloring. • Make a painting of your animal, and paint its surroundings with colors that allow it to either blend in or stand out. • Display your painting in class. 	Research Coral Reefs <ul style="list-style-type: none"> • Use books or the internet to learn more about coral reefs. • Gather information about the different ways plants and animals that live in coral reefs use color. • Make a poster with drawings and labels showing what you learned. • Share your findings. 	Compare Two Living Things <ul style="list-style-type: none"> • Write a paragraph about two living things in the book that use color in different ways. • Include a detailed description of each plant or animal. Then, compare and contrast how color helps each living thing. • Trade your writing with a partner and read each other's work.
Vocabulary & Language <p>Explore New Color Words</p> <ul style="list-style-type: none"> • Flip through Color Code and choose three colors you enjoy or find interesting. • Make a list of additional words for each color by brainstorming and using a thesaurus. You may want to include words that describe other shades of each color. • Write three sentences about living things, using the words on your list. 	Social Emotional Learning <p>Describe Feelings Using Colors</p> <ul style="list-style-type: none"> • This book explains how animals and plants use color. One way people can use color is to help describe feelings. • Think of a time you felt a certain way, and choose a color to describe it. • Write a poem about how you felt, using the color you chose to help describe the feeling. • Keep your poem in a special place. 	Hands-On Activity <p>Living Things Memory Game</p> <ul style="list-style-type: none"> • With a partner, use colored pencils to draw picture cards for each living thing on pages 22-23. Lay them face down. • Take turns picking up pairs of cards. If both cards show living things that use color the same way, it is a match. • Use the book to check your matches.

Printed in the U.S.A.
1 2 3 4 5 6 7 8 9 10 XXXX 24 23 22 21 20 19 18
400000000

Social Emotional Learning


Describe Feelings Using Colors

- This book explains how animals and plants use color. One way people can use color is to help describe feelings.
- Think of a time you felt a certain way, and choose a color to describe it.
- Write a poem about how you felt, using the color you chose to help describe the feeling.
- Keep your poem in a special place.

Incorporate multiple learning modalities and strengthen learning connections with project-based Respond & Extend activities.

INVOLVE—with the School-Home Connection

Activities on the inside and back cover of each book provide opportunities for students to share their work at home, with prompts and questions that parents can ask their children before, during, and after a reading assignment.



Spark your thinking!

This book looks at the skills needed to be a contemporary circus performer. The skills are described through an interview with Ari, a boy at circus school.

Reading the book

Talk together
Look at the cover of the book together. Talk about what the boys are doing. Ask: Have you ever seen anyone do anything like that? How do you think they learned to do this?
Read the book cover blurb and talk about what you might find in this book. Read the Table of Contents and talk about what each chapter might be about. Ask: What do you think Not So Trap-easy! will be about?

During reading
If your child stumbles over a particular word, help them to sound it out. Break it down into sections and support them with tricky or irregular sounds. Tell them the whole word if necessary. Tricky words in this book: trampolines, unicycles, coordination, gymnastics, somersaults, equipment, aerial. Some words that might be hard to understand are in bold. Those words are explained in the Glossary on p. 24.

Look out for ...
... the man who invented the trapeze. What did he use as a safety net?

Think back!
Now that you've read the book, talk about it together and see what your child can remember. Go back through the book to find the answers if you need to.

- Ask: What does Ari do to avoid getting hurt on the mini-trampoline? (Answer: warming up, stretching, and using mats under equipment, p. 11)
- Ask: How does Ari make riding the unicycle more exciting? (Answer: by juggling or doing jumps, p. 14)
- Ask: What is the most challenging thing about the circus teacher's job? (Answer: dealing with outdated ideas about what a circus is today, p. 19)
- Ask: Can you remember what the word static means? (Answer: not moving, p. 24)
- Ask: How can you identify the questions for Ari and his answers? (Answer: the questions are underlined and they end with a question mark. Ari's answers are in speech bubbles.)

inFact fun

Ask your child to write a guide to the circus tricks in the book, in alphabetical order. Ask them to write the trick in a heading, followed by two or three sentences describing the trick and the skills needed to perform it.

Did you know?

The highest static trapeze act ever took place 220 feet above the ground. That's twice as high as the Eiffel Tower!

inFact Titles and Reading Levels

Leveled Reader Title	F&P Score	Lexile®
Set 1 - Grade K		
Can You See Me?	A	BR80L
Day and Night	A	BR80L
How Many Babies?	A	BR70L
I Spy a Spiral	B	BR20L
Legs!	C	BR10L
Seasons	B	BR60L
Under Our Feet	B	50L
Set 2 - Grade K		
Lemon	D	110L
Off to the Beach	D	160L
Pancakes	D	150L
Sock Monsters	D	140L
Tools and Animals	C	140L
Toy Box, The	D	170L
Tractor and Digger	C	30L
Set 3 - Grade 1		
Big Animal Vet	E	360L
Dive! Dive!	E	310L
Exotic Plant Shop	E	180L
How Can I Help You?	F	230L
How We See	E	170L
Mud, Metal, and Logs	D	290L
Things with Wings	E	210L
Set 4 - Grade 1		
Animal Tricks	H	250L
Fantastic Plants and Animals	I	500L
My Dinosaur	H	360L
Snack Attack	F	290L
Space Dad	F	290L
Up in the Air	F	290L
Zoom In!	G	380L

Leveled Reader Title	F&P Score	Lexile®
Set 5 - Grade 1		
Ants	I	510L
Bird Sounds	J	510L
Can Fish Fly?	I	490L
Missing Bone, The	G	400L
One Potato, Two Potatoes	H	440L
Perfect Pets	J	480L
Tree Town	H	430L
Set 6 - Grade 2		
Deep Down Weird	L	580L
Edward Lear's Scrapbook	M	550L
Erik's Viking Adventure	K	450L
Pony for a Day, A	L	490L
Robot Zoo	J	540L
Who Eats Who?	K	520L
Zoom Out!	L	490L
Set 7 - Grade 2		
Color Codes	L	580L
Incredible Insects!	N	570L
Mini Marvels	O	640L
Our Class Tiger	M	650L
Pizza Patch, The	L	580L
Season Swap	L	630L
Way-out Day Out	M	590L


Leveled Reader Title	F&P Score	Lexile®
Set 8 - Grade 3		
Beaks and Feet	O	750L
Big Ears and Sticky Fingers	O	620L
Flight or Fright?	P	750L
Flying Kicks	O	560L
Rabbits, Hats, and Secrets	O	570L
Real Heroes	R	780L
Scratch's Bad Reputations	P	590L
Set 9 - Grade 3		
Burps, Scabs, and Smells	P	660L
Dinosaur Hunters, The	P	570L
Food Fuel	P	600L
Let's Make Comics	N	650L
Life in the Sky, A	P	600L
Skelebones	P	580L
Skills and Thrills	O	810L
Set 10 - Grade 4		
Behind the Camera	P	630L
Extreme Fashion	P	560L
Great Animal Gallery	O	700L
Our Siberian Journey	P	630L
Outdoor Art	P	590L
Tasty Travels	P	850L
Zaha Hadid: Building the Future	Q	830L

Leveled Reader Title	F&P Score	Lexile®
Set 11 - Grade 4		
Big Weather	Q	870L
Craft of Paper, The	R	770L
Flashes and Bangs	S	810L
Invasive Species	S	680L
Metal Makers	Q	710L
Secret Life of Rocks	Q	740L
Time Zone	R	590L
Set 12 - Grade 5		
Dance!	S	990L
Huge Art	T	960L
Maggie Aderin-Pocock: Space Scientist	S	940L
Myths and Legends Kit	U	930L
Rainforest Secrets	S	870L
Spice Story	U	940L
William Kamkwamba: Bright Spark	S	870L
Set 13 - Grade 5		
Generation Energy	W	930L
How to Change the World	V	930L
Mayan Mystery	W	1060L
Misadventures of Charles Darwin, The	V	870L
On Your Bike!	U	990L
Show Must Go On!, The	V	990L
Thomas Heatherwick: Designer	V	820L

Find the right books for your students and see books from five different levels by requesting a free sample pack at hmhco.com/inFact, calling 800.225.5425, or contacting your HMH Account Executive.

Inspire Your Curious Learners

Independent Reading Packages



Independent Reading Set



Single copies of all seven titles in a set, shrink-wrapped together



Complete Independent Reading Library

Single copies of all **91 titles** in two vinyl totes, each with an insert

Guided Reading Packages




Complete Guided Reading Library

Includes ALL 13 Guided Reading Sets (**6-packs of all 91 titles; 546 books**) with a Take and Teach Lesson Plan for each title, housed in 13 vinyl totes

Guided Reading 6-Pack

Six copies of an individual title with a Take and Teach Lesson Plan packed in a clear bag

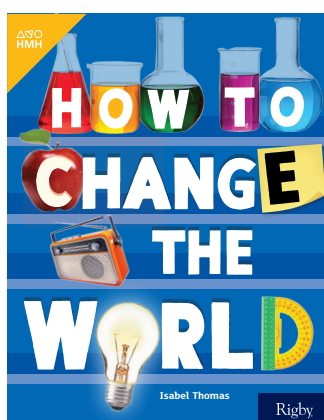



Guided Reading Set

Includes seven unique titles of Guided Reading 6-Packs (42 books) with a Take and Teach Lesson Plan for each title, all housed in a vinyl tote with an *inFact* insert



Inform, Inspire, Instruct, and Involve with NEW
***inFact* Leveled Readers**
Grades K–5



Learn more or request a free sample at
hmhco.com/inFact

Sources:

"Educational Leadership" magazine December 2012/January 2013 | Volume 70 | Number 4 Pages 80–82
<http://www.ascd.org/publications/educational-leadership/dec12/vol70/num04/Nonfiction-Reading-Promotes-Student-Success.aspx>

Ehrenworth, 2014: Educational Leadership magazine "Unlocking the Secrets of Complex Text" November 2013 | Volume 71 | Number 3 Pages 16–21
<http://www.ascd.org/publications/educational-leadership/nov13/vol71/num03/Unlocking-the-Secrets-of-Complex-Text.aspx>

Goodwin and Miller, 2012: From "The Case for Informational Text", by N.K. Duke, 2004, Educational Leadership, 61(6), pp. 40–44. Copyright 2004 by ASCD. Reprinted with permission.
https://pd.oascd.org/lmscourses/pd1loc135/media/literacy_ela_m3_reading_case_for_informational_text.pdf
<http://www.ascd.org/publications/educational-leadership/dec12/vol70/num04/Nonfiction-Reading-Promotes-Student-Success.aspx>

Lexile® is a trademark of MetaMetrics, Inc., and is registered in the United States and abroad., Rigby®, Houghton Mifflin Harcourt®, HMH®, and The Learning Company™ are trademarks or registered trademarks of Houghton Mifflin Harcourt. © Houghton Mifflin Harcourt. All rights reserved. 08/19 WF892681 F-1777428



Houghton Mifflin Harcourt.
The Learning Company™

hmhco.com