

HMH Social Studies

New Mexico

Digital Walkthrough Guide





HMH Social Studies

New Mexico Digital Walkthrough Guide

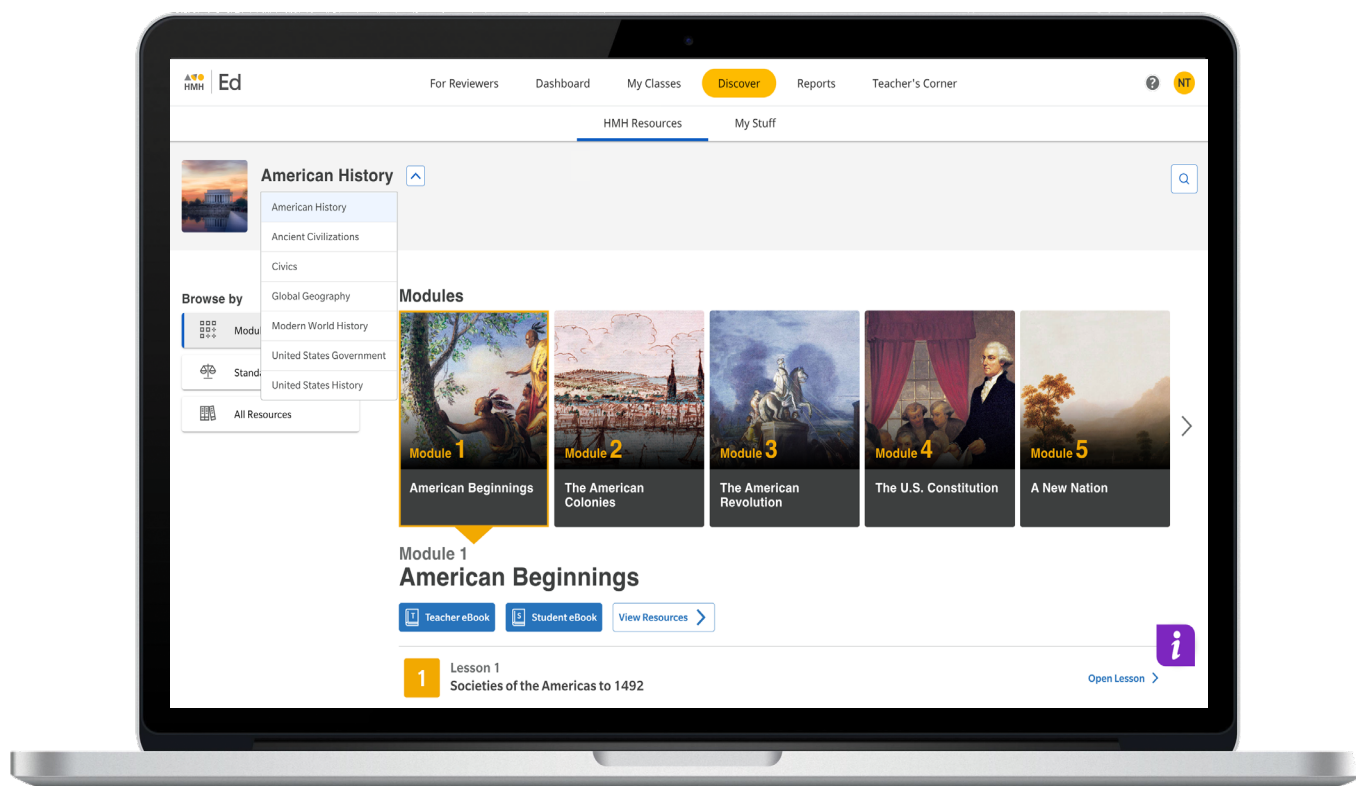
Welcome	3
Logging In	4
Navigating the <i>Ed</i> Platform	5
Teacher’s Dashboard	6
Discover the Content	7
Digital Resources	8
Teacher eBook	9
My Suff	10
Classroom Planning Tools	12
Powerful Reporting Tools	13
Student Access	14
Professional Learning	15

Students uncover connections with *HMH Social Studies*.

Thank you for taking the time to review *HMH Social Studies*.

This digital walkthrough guide was created to help you navigate

Ed, the HMH® learning platform.



Ed

Ed is an online learning platform that combines the best of technology, content, and instruction to personalize the teaching and learning experience for every teacher and student using *HMH Social Studies*. With *Ed*, teachers can easily plan lessons and group students to provide targeted and specific differentiation.

[GO BACK TO MENU](#)

Logging In to Your New Mexico Account

We are excited to help you get started with *Ed* the online learning platform for *HMH Social Studies*.

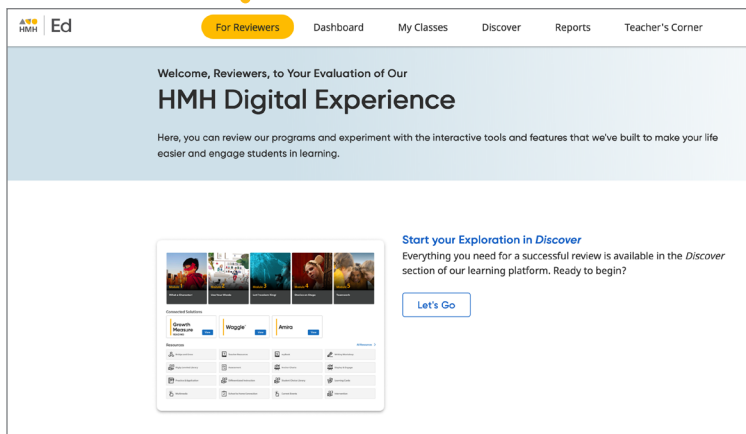
Logging In:

- 1 Go to: <https://www.hmhco.com/ui/login/?connection=91008400>
- 2 Enter username and password

USER TYPE	USERNAME	PASSWORD
Teacher View	NM-Review-Teacher1	Easy123!
Student View	NM-Review-Student1	Easy123!

(Your username and password are case sensitive. Please enter carefully.)

- 3 Explore the **Reviewer Tab**



Before you get started:

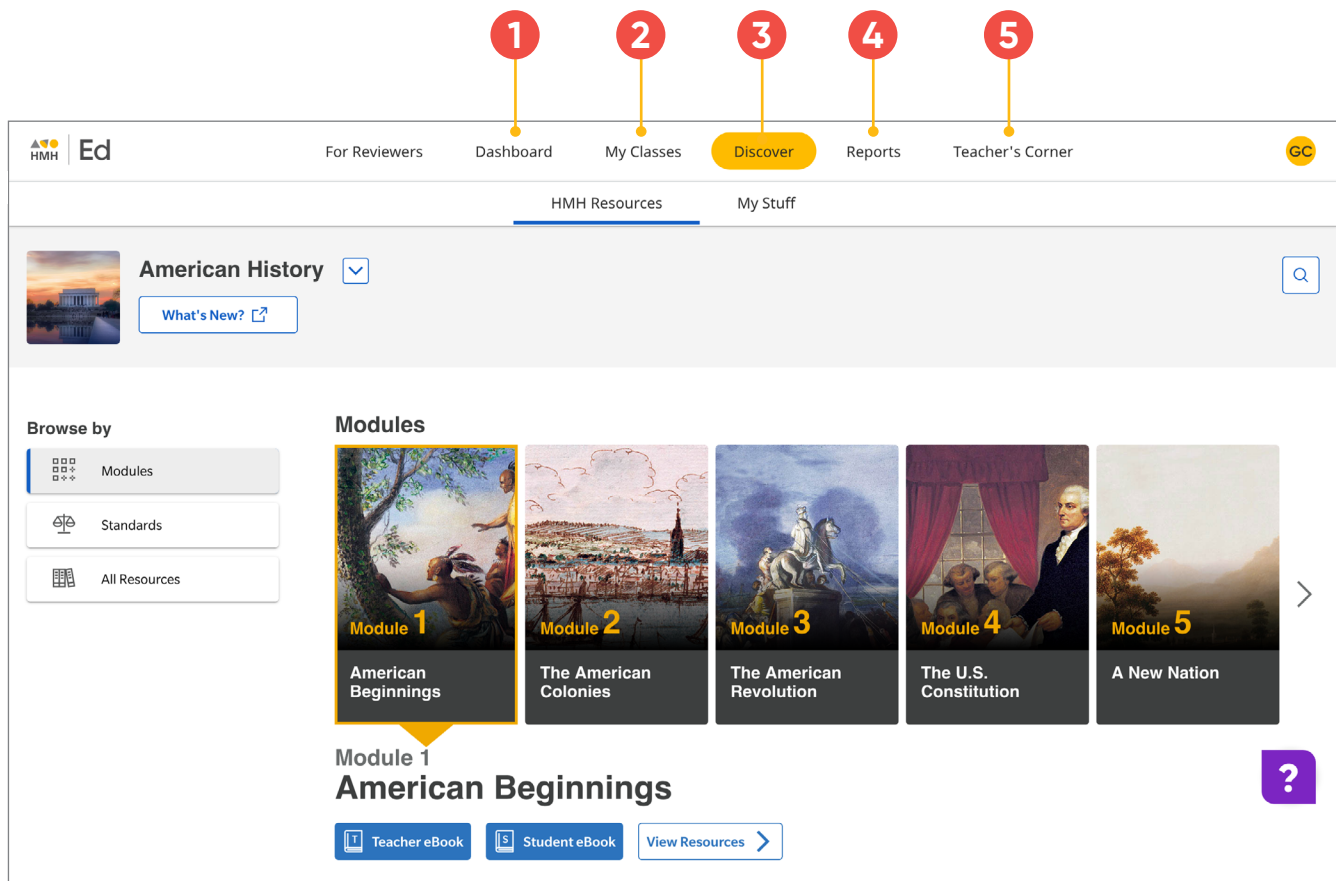
- For the best user experience, we recommend using the **Google Chrome™** browser.
- **Disable pop-up blockers** or **allow pop-ups** from this site in your browser software.
- Please ensure your PDF settings are set to open PDFs in the browser and not to download

For technical support, contact
800.323.9239

[GO BACK TO MENU](#)

Navigating the *Ed* Platform

Your personalized Teacher Experience is organized into **five main sections**.



1 Dashboard
View timely announcements and an at-a-glance picture of the day's assignments and grading to-do list.

2 My Classes
Carry out all tasks related to a given class, such as review assignments, manage program settings for a class, and create student groups.

3 Discover
Access all of your programs and create your own assessments, items, and plans.

4 Reports
See student and class performance to measure progress and inform your instruction.

5 Teacher's Corner
Access a treasure trove of bite-size videos, articles, and tools that apply directly to your teaching each day.

[GO BACK TO MENU](#)

Teacher's Dashboard

At a glance, the Teacher's Dashboard shows the most important information and action items including assignment information and platform updates.

You are here!

The screenshot displays the Teacher's Dashboard interface. At the top, there is a navigation bar with the HMH logo, the text 'Ed', and several menu items: 'For Reviewers', 'Dashboard' (highlighted with a yellow circle and a line pointing to the 'You are here!' text), 'My Classes', 'Discover', 'Reports', and 'Teacher's Corner'. A 'GC' icon is visible in the top right corner.

Below the navigation bar, the main content area starts with a welcome message: 'Welcome back, Genesis!' followed by 'Today is Wednesday, July 14, 2021'.

Next is a section titled 'Your Messages (1)'. It contains a message card with a checkmark icon, the title 'Add Programs to Your Classes', and the text 'Choose one or more HMH Programs to use in your upcoming classes.' Below this is a warning message: 'Required Action. There are no programs associated with your class(es) yet.' and a button labeled 'Go to My Classes'.

Below the messages is the 'Assignments Overview' section. It contains three cards:

- Due Today**: Total Pending 0. The card shows a calendar icon and the text 'No Assignments Due Today. You have no assignments which are due today.'
- Needs Grading**: Total Submissions 0. The card shows a clipboard icon and the text 'No Assignments Need Grading. You have no assignments which need grading.'
- Overdue**: Total Outstanding 0. The card shows an alarm clock icon and the text 'No Assignments Overdue. You have no assignments which are overdue.' A purple question mark icon is visible in the bottom right corner of this card.

Assignments Overview

The Assignments Overview provides a snapshot of assignments that are due today, need grading, or are overdue.

GO BACK TO MENU

Discover the Content

From the **Discover** tab you can access your Student and Teacher Editions, browse program resources and access online assessments.

Use the **drop-down** menu to locate a specific social studies program.

You are here!

The screenshot displays the HMH Ed platform interface. At the top, the navigation bar includes links for For Reviewers, Dashboard, My Classes, Discover (highlighted with a yellow dot and the text "You are here!"), Reports, and Teacher's Corner. Below this, the main content area is divided into sections. On the left, a sidebar shows a "Browse by" menu with options like Modules, Standards, and All Resources. The main content area features a "Modules" section with five cards: Module 1 (American Beginnings), Module 2 (The American Colonies), Module 3 (The American Revolution), Module 4 (The U.S. Constitution), and Module 5 (A New Nation). Below the modules, the "Module 1 American Beginnings" section is expanded, showing a "Lesson 1 Societies of the Americas to 1492" card. A "GO BACK TO MENU" button is located at the bottom right of the page.

For Reviewers Dashboard My Classes **Discover** Reports Teacher's Corner

HMH Ed

American History

American History
Ancient Civilizations
Civics
Global Geography
Modern World History
United States Government
United States History

Browse by

Modules
Standards
All Resources

Modules

Module 1
American Beginnings

Module 2
The American Colonies

Module 3
The American Revolution

Module 4
The U.S. Constitution

Module 5
A New Nation

Module 1
American Beginnings

Teacher eBook Student eBook View Resources

1 Lesson 1 Societies of the Americas to 1492

Open Lesson

GO BACK TO MENU

Digital Resources

Designed for today's digital natives, *HMH Social Studies* offers teachers and students a robust but intuitive online experience. *HMH Social Studies* resources* are designed to ensure accessibility and achievement for all.

Guided Reading Workbook

Access lesson summaries with vocabulary, reading, and note-taking support.

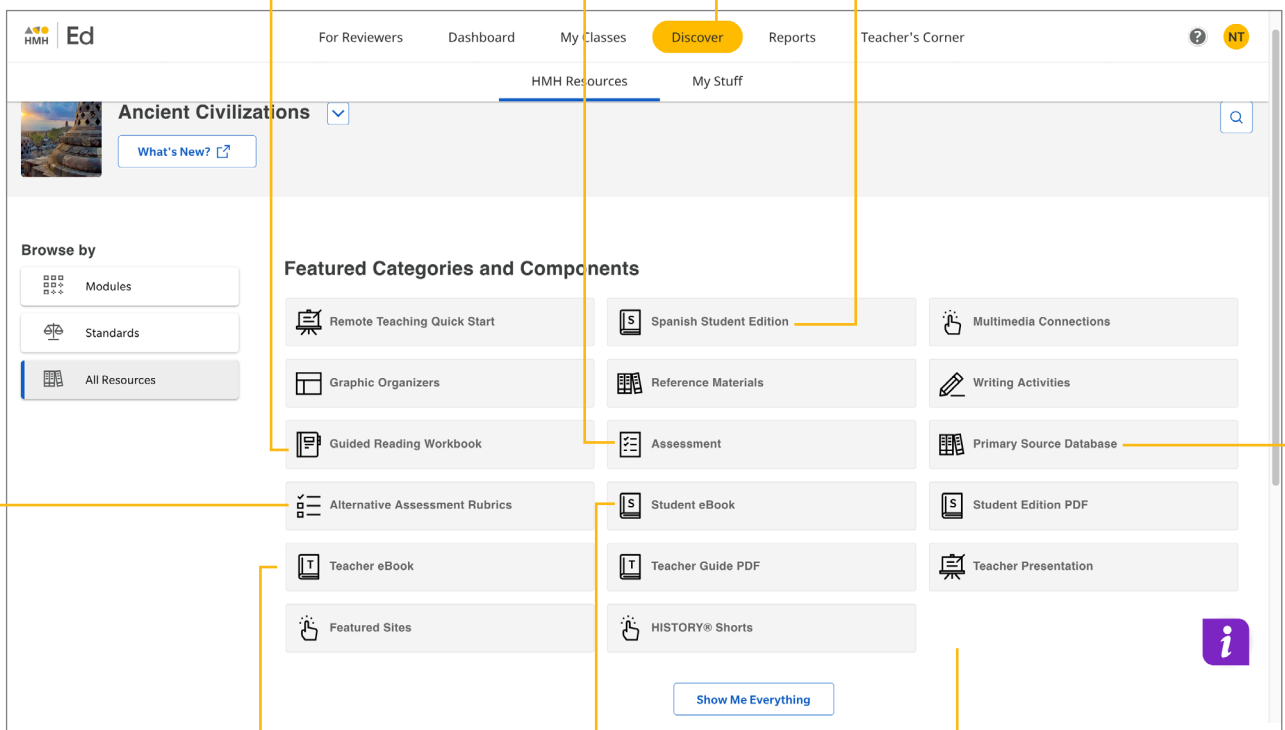
Assessment

Assign assessments to your students.

You are here!

Spanish Student Edition

Find PDFs of the Student Edition in Spanish.



Alternative Assessment Rubrics

Find resources to help evaluate various types of assignments.

Teacher eBook

Access the Student eBook with the teacher notes and answer keys at point of use that focus on planning and instructional support.

See details on next page.

Student eBook

Preview or assign the Student eBook with audio, interactives, and highlighting and annotation tools.

HISTORY Shorts

Discover the extraordinary history behind inspiring people, places, and events.

Primary Source Database

Explore a variety of documents and speeches for students to review and practice source analysis.

* Resources vary by program

GO BACK TO MENU

Teacher eBook

You'll find the same navigation icons and features in both the Teacher and Student Editions.

Contents
Open the Table of Contents to access modules and lessons.

Notes
Record highlighted text or notes you have taken.

Bookmarks
Easily access pages you have bookmarked and add notes as well.

Navigate
through the module using the directional arrows.

Student eBook
Students are able to take notes as they read and access full audio of the program.

GO BACK TO MENU

The screenshots show the Teacher eBook interface. The top navigation bar includes links for Reviewers, Dashboard, My Classes, Discover (highlighted), Reports, and Teacher's Corner. Below this, there are tabs for HMH Resources and My Stuff. The main content area displays the 'Teacher eBook' for 'World War II'. A 'Table of Contents' sidebar on the left allows users to navigate between modules and lessons. The main lesson view for 'Lesson 1: War Breaks Out' includes sections for 'The Big Idea', 'Why It Matters Now', and 'One American's Story'. A right-hand sidebar provides additional resources like 'Graphic Organizer', 'Teach the Big Idea', 'Whole Class Open/Introduction', 'Direct Teach', 'Collaborative Learning', and 'Debate League of Nations Action in Manchuria'. Navigation arrows are visible on the lesson content, and a 'Notes' icon is present in the top right corner of the lesson view.

My Stuff

My Stuff allows teachers to create and customize their own lesson plans and assessments, including assessment items.

My Lessons
Create a collection of resources that you can access and assign from one location.

The screenshot shows the 'My Lessons' page in the Ed platform. The top navigation bar includes 'Dashboard', 'My Classes', 'Discover' (highlighted), 'Reports', and 'Teacher's Corner'. Below this, the 'My Stuff' section is active, showing 'Browse By' options: 'My Lessons' (selected), 'My Assessments', 'My Items', and 'Shared With Me'. The main content area is titled 'My Lessons' and states 'My lessons displays personalised views of lessons you have created.' It shows a list of 'Lessons (10)' with a 'Create' button. Three lesson cards are visible: 'Eighth Period Lesson' (Resources: 5), 'Fifth Period Lesson' (Resources: 9), and 'First Period Lesson' (Resources: 5). Each card has a play icon and a three-dot menu icon. A purple question mark icon is visible in the bottom right corner of the 'First Period Lesson' card.

My Assessments
View personalized views of customized assessments.

The screenshot shows the 'My Assessments' page in the Ed platform. The top navigation bar is the same as the previous screenshot. The 'My Stuff' section is active, showing 'Browse By' options: 'My Lessons', 'My Assessments' (selected), 'My Items', and 'Shared With Me'. The main content area is titled 'My Assessments' and states 'My Assessments displays personalized views of assessments you have created.' It shows a list of 'Assessments (22)' with a 'Create' button. Three assessment cards are visible: 'AH Section 1 Social Studies' (Items: 0, Not Assigned), 'American History Social Studies' (Items: 12, Not Assigned), and 'American History Social Studies' (Items: 7, Not Assigned). Each card has a checklist icon and a three-dot menu icon. A purple question mark icon is visible in the bottom right corner of the third assessment card.

[GO BACK TO MENU](#)

My Stuff Continued

My Items
Browse or
create items to
add to a custom
assessment.

The screenshot shows the 'My Items' page in the Ed platform. The top navigation bar includes 'Dashboard', 'My Classes', 'Discover' (highlighted), 'Reports', and 'Teacher's Corner'. Below this, the 'My Stuff' section is active, showing 'My Items'. On the left, a 'Browse By' sidebar lists 'My Lessons', 'My Assessments', 'My Items' (selected), and 'Shared With Me'. The main content area is titled 'My Items' and includes a reminder: 'Reminder: HMH Items that you have edited and saved become your Items, which will appear on this page.' Below this, a list of items is shown, with one item titled 'Which group was forcibly relocated by means of the "Trail of Tears"?'. The item is created by 'EM' and is categorized under 'Social Studies'. A 'Show Answer' button is visible next to the item. A 'Create' button is also present in the top right of the items list.

Shared With Me
Access lessons
that have been
shared by other
teachers.

The screenshot shows the 'Shared with me' page in the Ed platform. The top navigation bar is the same as the previous screenshot. The 'My Stuff' section is active, showing 'Shared with me'. On the left, the 'Browse By' sidebar lists 'My Lessons', 'My Assessments', 'My Items', and 'Shared With Me' (selected). The main content area is titled 'Shared with me' and includes a message: 'Shared with me displays lessons that have been shared with me from other teachers.' Below this, a large empty box with a cat icon and the text 'You have no shared lessons yet!' is displayed, along with a sub-message: 'When a teacher shares a lesson with you, it will be displayed here.'

[GO BACK TO MENU](#)

Classroom Planning Tools

From the **My Classes** tab, teachers can set up new classes, review assignments, create student groups, and launch their virtual classroom.

You are here!

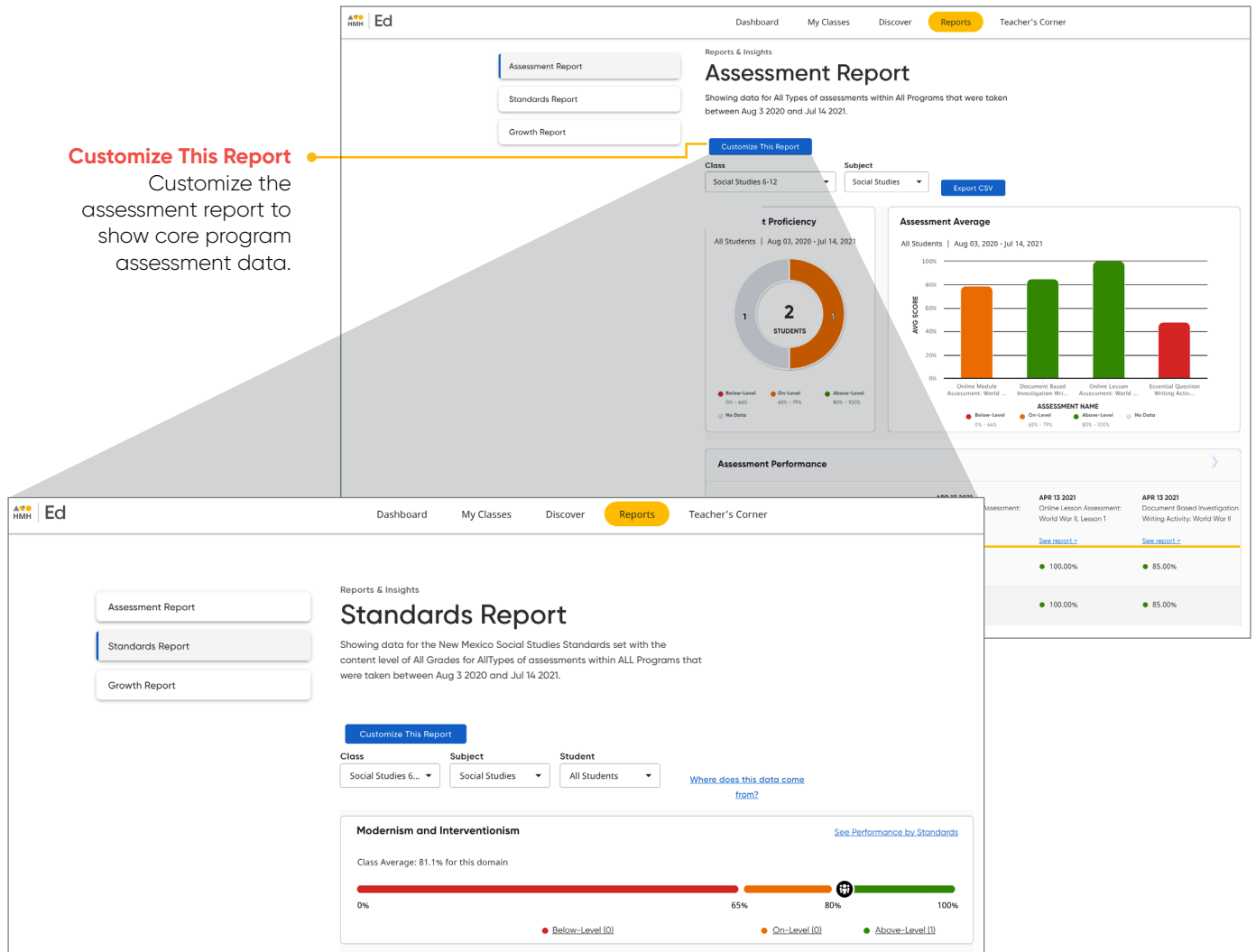
The screenshot displays the Ed platform interface. At the top, a navigation bar includes 'Dashboard', 'My Classes' (highlighted with a yellow circle and a callout 'You are here!'), 'Discover', 'Reports', and 'Teacher's Corner'. The 'My Classes' section shows a list of classes: 'Social Studies 6-12' and 'Social Studies K-6'. The 'Virtual Classroom' section shows 'Upcoming Sessions' for 'Second Period' and 'Fourth Period', each with a 'Join' button and a 'View Attendees' link. A callout points to the 'Virtual Classroom' option in the sidebar.

The **Virtual Classroom** option allows teachers to schedule and use video learning sessions with your students directly within Ed.

GO BACK TO MENU

Powerful Reporting Tools

The **Assessment** and **Standards Report** provides overall class and individual student performance on all in-program assessments.



Student Access

Under the **Assignments** and **Scores** tabs, students can access the status and due dates of their current assignments, as well as their scores on those they have completed.

Assignments

You are here!

The screenshot shows the 'Assignments' tab selected in the top navigation bar. Below the navigation bar, there's a section for 'Social Studies' with a dropdown menu. A summary bar shows 'To Do: 0', 'Overdue: 3', and 'Done: 7'. A message states: 'Click "Review" to see your completed work or "Open" to view the assignment again.' Below this is a table with the following data:

Assignment Name	Teacher Feedback	Due Date ↓	Date Submitted	Actions
Student eBook: World War II, Lesson 1: War Breaks Out		3 months ago Apr 13, 2021	3 months ago Apr 06, 2021	Open
Guided Reading Workbook: World War II, Lesson 1		3 months ago Apr 13, 2021	3 months ago Apr 06, 2021	Open
Document Based Investigation Writing Activity: World War II		3 months ago Apr 13, 2021	3 months ago Apr 06, 2021	Review
Essential Question Writing Activity: World War II		3 months ago Apr 13, 2021	3 months ago Apr 06, 2021	Review

Scores

You are here!

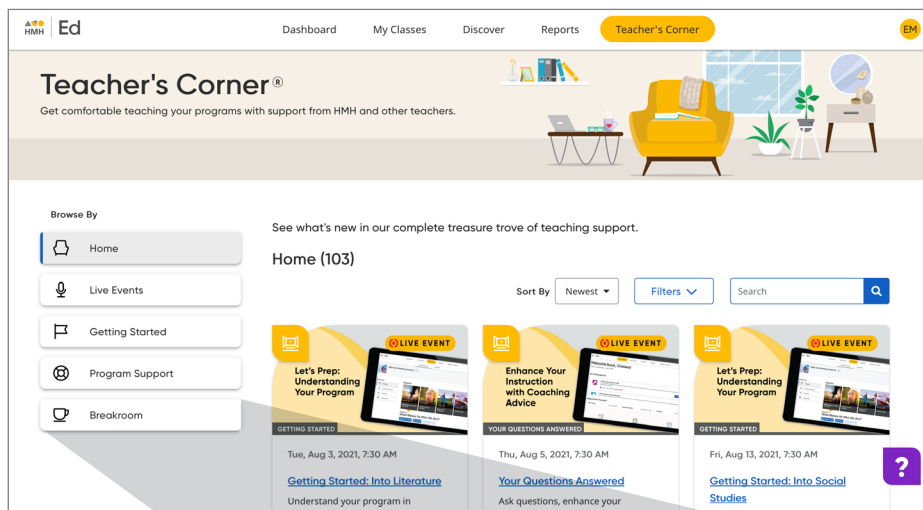
The screenshot shows the 'Scores' tab selected in the top navigation bar. The page title is 'All Scores for Brown'. A message states: 'Use this page to review all your completed assessments and assignments.' Below this is a section for 'Your Scores (3)' with a table showing the following data:

ASSIGNMENT NAME	DUE DATE	DATE SUBMITTED ↓	SCORE	TOTAL ITEMS	ACTIONS
Online Module Assessment: World War II	Apr 13, 2021	Apr 06, 2021	78.8%	21	Review
Essential Question Writing Activity: World War II	Apr 13, 2021	Apr 06, 2021	48%	1	Review
Document Based Investigation Writing Activity: World War II	Apr 13, 2021	Apr 06, 2021	85%	1	Review

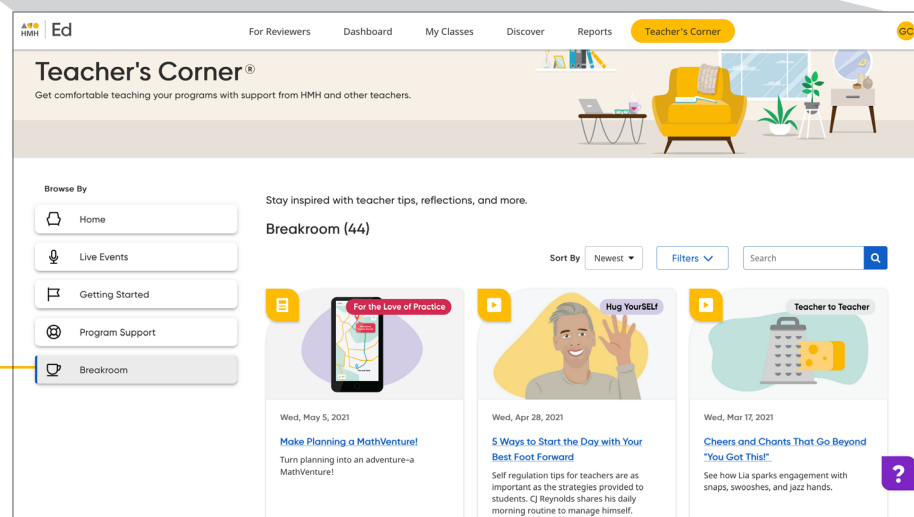
[GO BACK TO MENU](#)

Professional Learning

From the Teacher's Corner® tab, teachers have access to an ever-growing library of resources for HMH Social Studies and grade-level needs including tips from teachers.



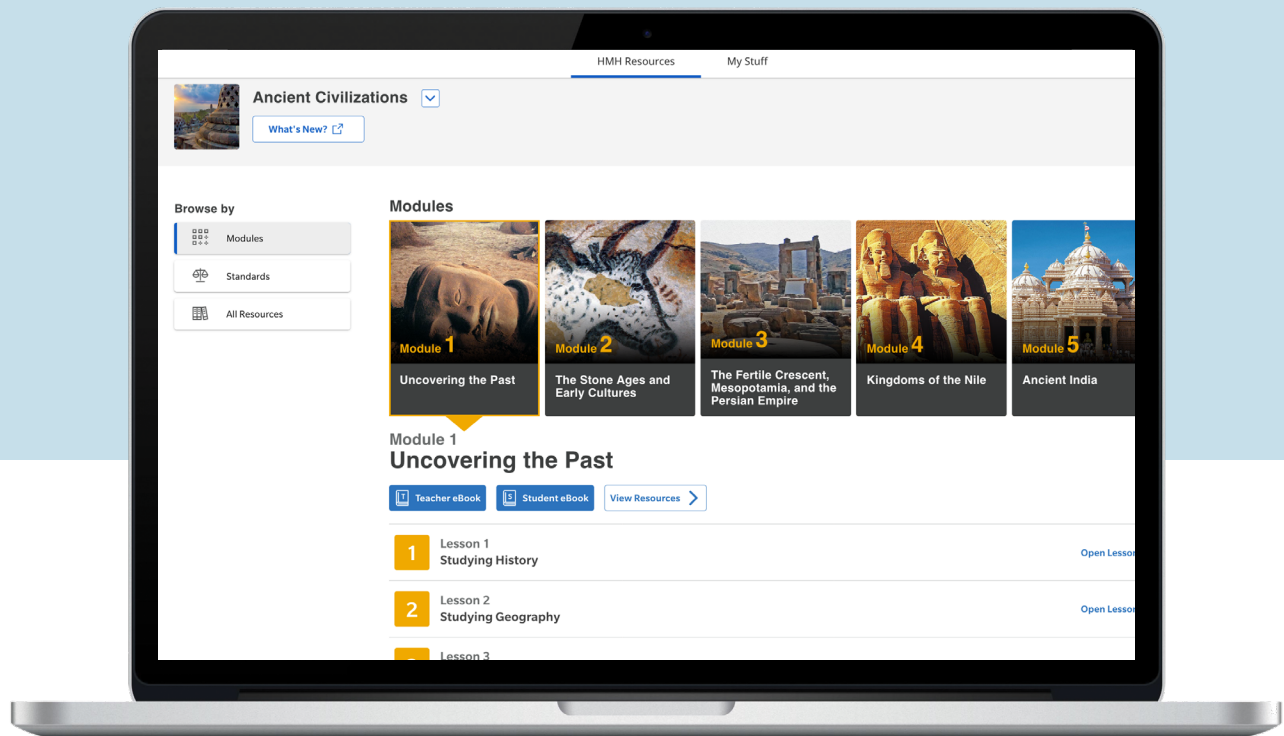
Teacher's Corner provides support with an ever-growing library of professional learning resources from authentic classroom videos to tips from other teachers and our team of experienced coaches.



The **Breakroom** is program-agnostic and designed to focus on key best practices, lesson ideas, and inspiration for teachers across K-12.

GO BACK TO MENU

HMH Social Studies



To explore your *HMH Social Studies*
New Mexico account, please visit

hmhco.com/NMSSReview

Google, Google Chrome, and Google Classroom are trademarks or registered trademarks of Google LLC. STORY® and the "H" logo are trademarks of A&E Television Networks (AETN). All rights reserved. Teacher's Corner®, Houghton Mifflin Harcourt®, and HMH® are trademarks or registered trademarks of Houghton Mifflin Harcourt. © Houghton Mifflin Harcourt. All rights reserved. 07/21 WF1418261; FSM0922TP