



Anchor Charts: Display, Print, or Draw Your Way

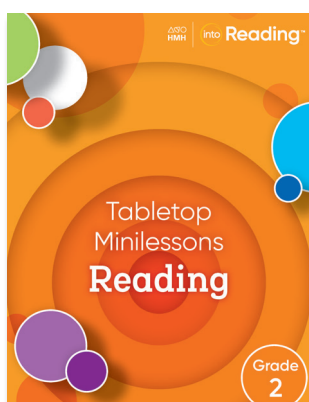
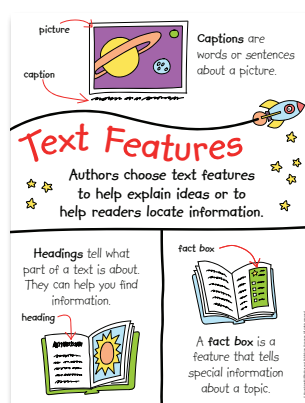
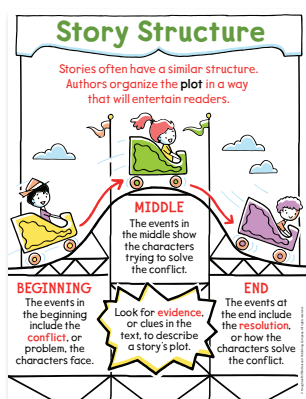
GRADE 2





Reading Workshop **Anchor Charts**


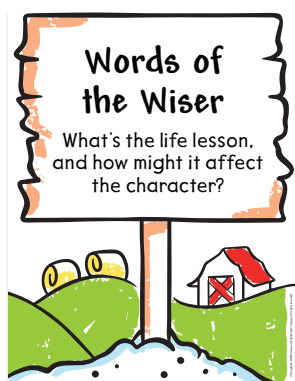
Introduce skills during whole-group minilessons.




Anchor Charts are included in **Reading Tabletop Minilessons** for targeted small-group instruction.

Anchor Charts for **Reading Strategies**

Notice & Note Signposts help children annotate and read closely, developing their ability to read critically.

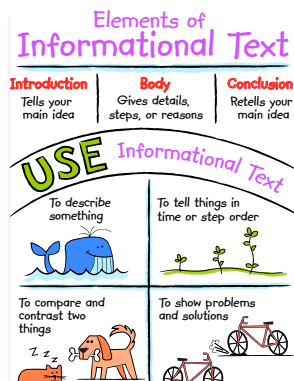
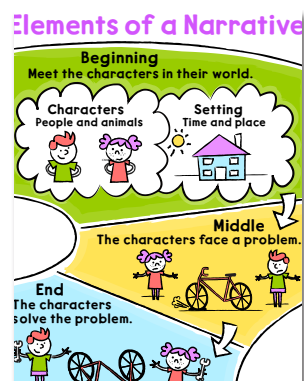




Writing Workshop Anchor Charts

Make children's thinking and writing come alive!


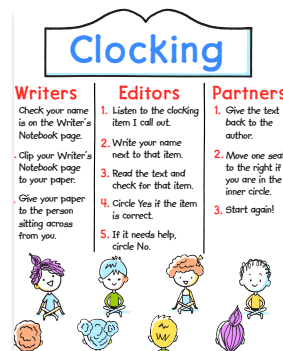
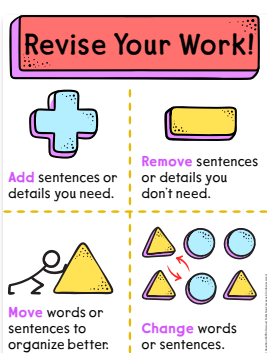
For Genre Study



For Grammar Minilessons



Anchor Charts for the Writing Process



All Anchor Charts available online for easy projection.















Learning Mindset

This **Learning Mindset Anchor Chart** keeps the focus on growth throughout the year.

My Learning Mindset

Ways of Thinking That Help Me Learn and Grow

| | | |
|---|--|--|
| Belonging I help my classmates. My classmates help me.  | Curiosity I want to learn new things.  | Trying Again I learn from my mistakes.  |
| Growth Mindset The harder I work, the stronger I become.  | Seeking Challenges I like to try things that are hard to do.  | Noticing I look closely.  |
| Resilience I will keep trying.  | Setting Goals I have a plan.  | Asking for Help I ask questions when I get stuck.  |
| Problem Solving I try different ways to solve problems.  | Grit Hard work leads to success.  | Self-Reflection How can I make this even better?  |

Each *Into Reading* module focuses on a **different Learning Mindset skill**.

Anchor Charts for Speaking and Listening Skills

Give and Follow Instructions

When you give instructions:

- Tell the steps in order. Use sequence words!
- Speak clearly. Give clear instructions, one step at a time.
- Repeat the instructions as needed.

When you follow instructions:

- Listen carefully. Make eye contact with the person giving instructions.
- Listen for sequence words like first, next, and last.
- Ask questions about steps you don't understand.
- Follow the instructions in order.

COLLABORATIVE CONVERSATIONS

- Take turns. Build on what others say. Use complete sentences.
- Speak loudly and clearly, use an appropriate pace, and be polite!
- Listen to others with care.
- Stay on topic.
- Ask questions when you don't understand. Answer questions with more than one word.
- Decide if you should use formal or informal language.

Social Communication

LISTENING TIPS

- Face the person. Keep your eyes focused.
- Show interest. Nod as you listen.
- Ask questions to get more information.

SPEAKING TIPS

Use appropriate volume and clear language.

Choose your language to fit the situation.

Informal Language: Use when talking to friends, family, and on social media.

Formal Language: Use when you present in class or when you are in a meeting.

If you want someone to do something, decide if you should ask or tell.

Ask:

- Say as a question.
- Sounds polite like a request.

Tell:

- Say as a statement.
- Sounds like a demand or order.

Recount an Experience

When you recount an experience, you tell about something that happened to you.

- Stay on topic. Don't talk about other events or experiences.
- Speak loudly, clearly, and in complete sentences so others understand you.
- Tell the events in order so listeners can follow along.
- Include interesting details and facts.
- Be prepared to answer questions about what you've shared.

To learn more about *Into Reading* please visit

hmhco.com/IntoReading

HMH Into Reading™, Ed Your Friend in Learning®, HMH®, and Houghton Mifflin Harcourt® are trademarks or registered trademarks of Houghton Mifflin Harcourt. © Houghton Mifflin Harcourt. All rights reserved. Printed in the U.S.A. 06/18 WF448009



Houghton Mifflin Harcourt.

hmhco.com