



Anchor Charts: Display, Print, or Draw Your Way

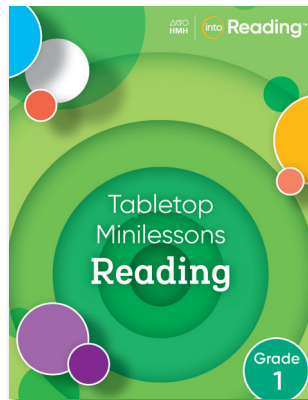

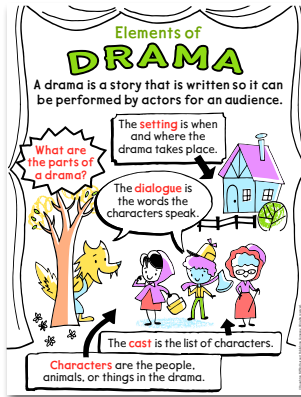

GRADE 1





Reading Workshop **Anchor Charts**


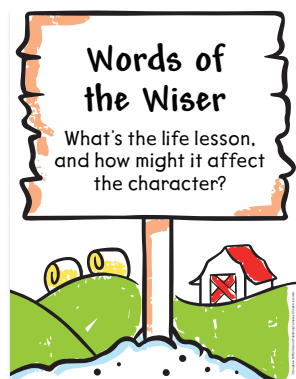
Introduce skills during whole-group minilessons.



Anchor Charts are included in **Reading Tabletop Minilessons** for targeted small-group instruction.

Anchor Charts for **Reading Strategies**

Notice & Note Signposts help children annotate and read closely, developing their ability to read critically.

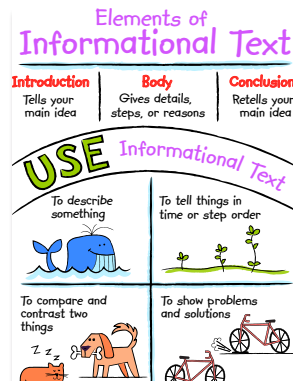
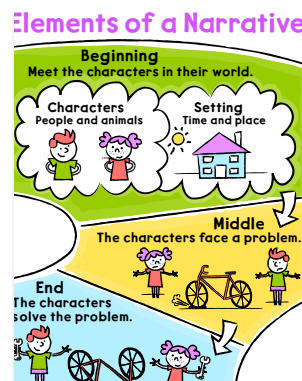




Writing Workshop Anchor Charts

Make children's thinking and writing come alive!

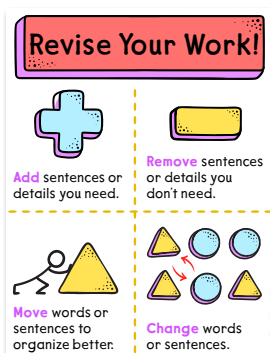
For Genre Study




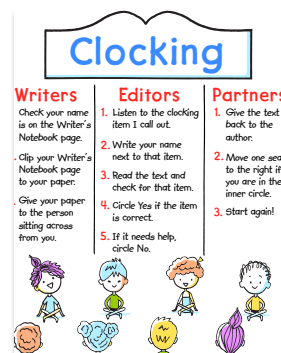
For Grammar Minilessons



Anchor Charts for the Writing Process



All Anchor Charts available online for easy projection.





Learning Mindset

This **Learning Mindset Anchor Chart** keeps the focus on growth throughout the year.

My Learning Mindset

Ways of Thinking That Help Me Learn and Grow

Seeking Challenges I like to try things that are hard to do. 	Belonging I help my classmates. My classmates help me. 	Curiosity I want to learn new things.
Asking for Help I ask questions when I get stuck. 	Problem Solving I try different ways to solve problems. 	Purpose How can this help me outside of class?
Noticing I look closely. 	Resilience I will keep trying. 	Setting Goals I have a plan.
Perseverance I learn from my mistakes. 	Self-Reflection How can I make this even better? 	Planning Ahead What steps can I take to reach my goals?

Each *Into Reading*™ module focuses on a **different Learning Mindset skill**.

Anchor Charts for Speaking and Listening Skills

GIVE and FOLLOW INSTRUCTIONS

Instructions are directions for how to do something.

When you give instructions...

1. Speak clearly.
2. Use sequence words like **first, next, and last**.
3. Repeat the instructions, as needed.
4. Make sure the person follows the instructions in order.

When you follow instructions...

1. Listen carefully.
2. Listen for sequence words like **first, next, and last**.
3. Ask questions if you don't understand.
4. Follow the instructions in order.

COLLABORATIVE CONVERSATIONS

Speak loudly and clearly. Use the right pace.

Take turns. Build on what others say. Use complete sentences.

Listen with care.

Ask questions when you don't understand. Answer questions with more than one word.

Decide if you should use formal or informal language.

Stay on topic.

Social Communication

Speaking Tips	Listening Tips
INTRODUCE Tell your name or someone else's name.	Be polite.
SHARE Tell about something you have done. Add a drawing to help explain.	Look at the speaker. Sit still.
EXPRESS Tell what you need or feel.	Listen with care. Ask questions.
BE CLEAR Speak loudly and clearly.	Nod to show you hear and understand.
SHOW RESPECT • Use formal language and complete sentences to present and with adults you don't know well. • Use informal language with friends and family.	Do not talk when someone else is talking.

Present Information

1. Make a research plan.
2. Ask questions to research.
3. Pick sources to use.
4. Look for information about the topic.
5. Decide how to present the information.
6. Present research.

To learn more about *Into Reading* please visit

hnhco.com/IntoReading

HMH Into Reading™, Ed Your Friend in Learning®, HMH®, and Houghton Mifflin Harcourt® are trademarks or registered trademarks of Houghton Mifflin Harcourt. © Houghton Mifflin Harcourt. All rights reserved. Printed in the U.S.A. 06/18 WF448007



Houghton Mifflin Harcourt.

hnhco.com