



English 3D™

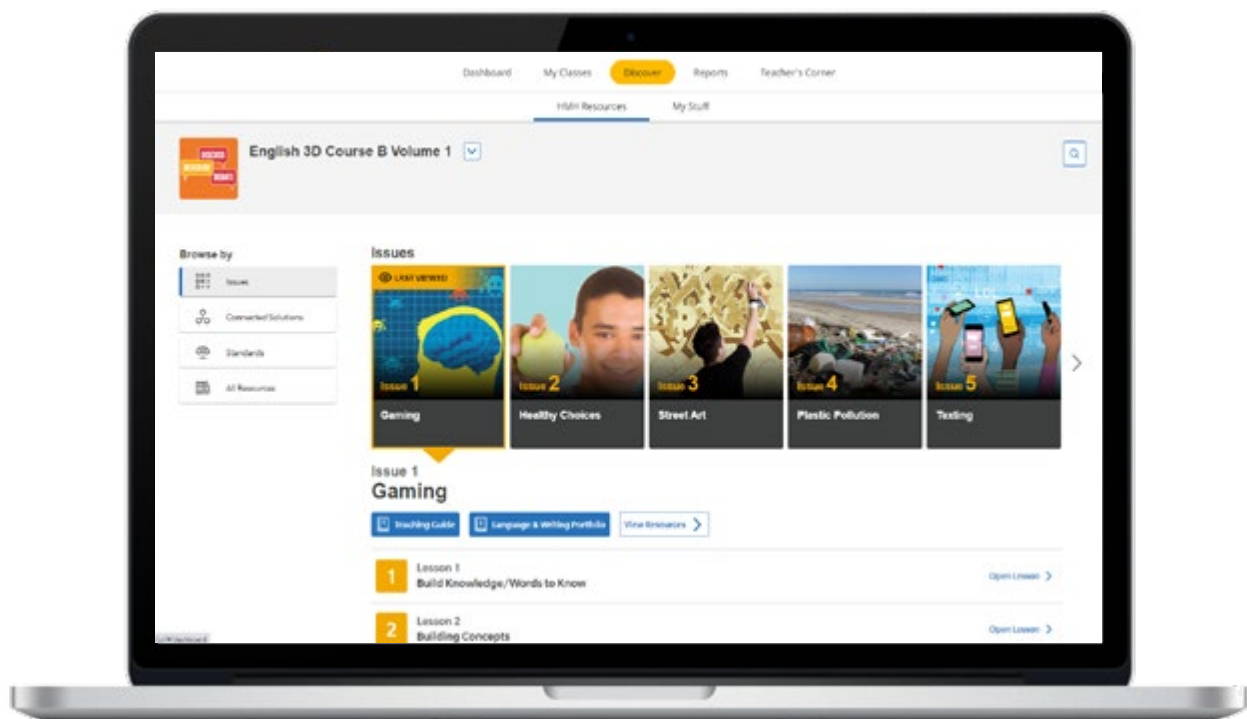
# Digital Walkthrough Guide



Grades 4–12

# Ready to accelerate academic language for multilingual learners?

Thank you for taking the time to review **English 3D**. This guide to online features and resources was created to help you navigate **Ed**<sup>®</sup>, the HMH<sup>®</sup> learning platform.



**Ed**

*Ed* is an online learning platform that combines the best of technology, content, and instruction to personalize the teaching and learning experience for every teacher and student using *English 3D*. With *Ed*, teachers can easily plan lessons and group students to provide targeted and specific differentiation.



**English 3D** effectively accelerates the academic language of students in Grades 4–12 who are developing English proficiency. The evidence-based instructional routines and relevant text sets create a dynamic platform for daily speaking and writing, enabling students to become confident and competent participants in content-area classes, college, and beyond.



# What's Inside

<b>Logging In</b>	4
<b>Navigating the Ed Platform</b>	5
Teacher Dashboard	6
Discover the Content	7
Digital Resources	8
Assigning Resources	10
Connected Solutions	11
Assessment Types	13
Assignments & Groups	14
Data & Reports	15
Student Access	16
<b>Professional Learning</b>	18

# Logging In to Your to Preview Account

We are excited to help you get started with the *Ed* online learning platform for *HMH English 3D*.

**1** Go to: [hmhco.com/programs/english-3d](https://hmhco.com/programs/english-3d) and click "Request Information" to get login credentials

**2** Enter username and password from authentication email in the chart below.

USER TYPE	USERNAME	PASSWORD
Teacher View		
Student View		

(Your username and password are case sensitive. Please enter carefully.)

**3** To access your online evaluation, please visit [hmhco.com/one](https://hmhco.com/one) and enter your username and password.

## Before you get started:

- For the best user experience, we recommend using the **Google Chrome™** browser.
- **Disable pop-up blockers** or **allow pop-ups** from this site in your browser software.

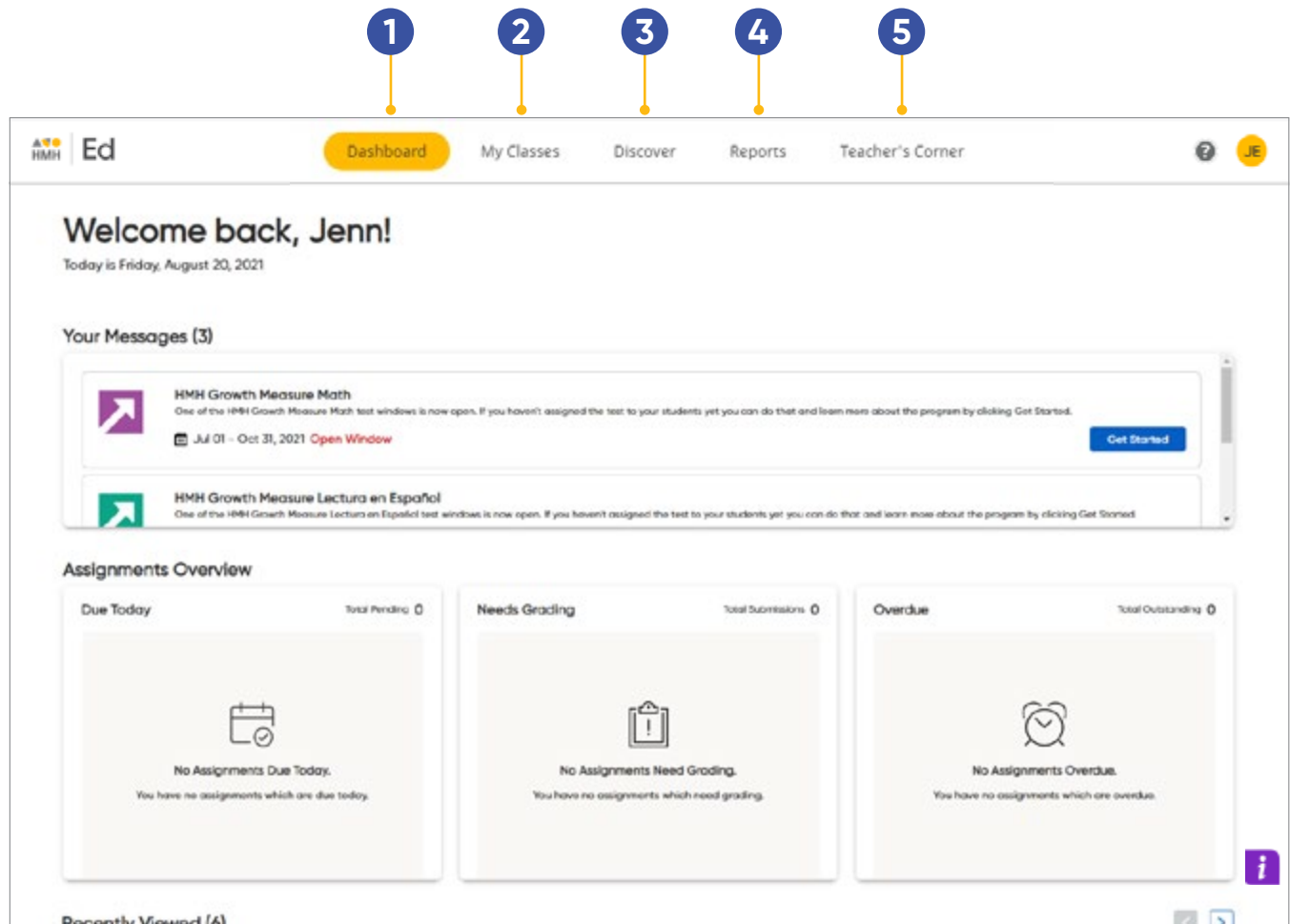
For technical support, contact  
**800.323.9239**





# Navigating the *Ed* Platform

The platform is organized into five main sections.



- 1 Dashboard**  
At a glance, the most important information and action items for the teacher, including assignment information and platform updates.
- 2 My Classes**  
Navigate and manage assignments, view student performance data, and create groups of students from your classes.
- 3 Discover**  
Access all of your programs and products from the Discover tab.
- 4 Reports**  
The Reports section is where teachers can get valuable insight about the performance of their students to inform their next instructional steps.
- 5 Teacher's Corner**  
Access a treasure trove of bite-sized videos, articles, and tools that apply directly to your teaching each day.

# Teacher Dashboard

At a glance, the Teacher Dashboard shows the most important information and action items, including assignment information and platform updates.

## Your Messages

View timely announcements.

## You Are Here

The screenshot shows the Teacher Dashboard interface. At the top, there is a navigation bar with the HMH logo, the text 'Ed', and several menu items: 'Dashboard' (highlighted with an orange circle), 'My Classes', 'Discover', 'Reports', and 'Teacher's Corner'. On the far right of the navigation bar are a help icon (?) and a user profile icon (JE). Below the navigation bar, a welcome message reads 'Welcome back, Jenn!' followed by 'Today is Friday, August 20, 2021'. The main content area is divided into two sections. The first section, 'Your Messages (3)', contains two messages from HMH. The first message is 'HMH Growth Measure Math' with a subtext 'One of the HMH Growth Measure Math test windows is now open. If you haven't assigned the test to your students yet you can do that and learn more about the program by clicking Get Started.' and a date range 'Jul 01 - Oct 31, 2021' with an 'Open Window' link. The second message is 'HMH Growth Measure Lectura en Español' with similar subtext and a 'Get Started' button. The second section, 'Assignments Overview', contains three cards. The first card is 'Due Today' with 'Total Pending: 0' and a message 'No Assignments Due Today. You have no assignments which are due today.' The second card is 'Needs Grading' with 'Total Submissions: 0' and a message 'No Assignments Need Grading. You have no assignments which need grading.' The third card is 'Overdue' with 'Total Outstanding: 0' and a message 'No Assignments Overdue. You have no assignments which are overdue.' An information icon (?) is located at the bottom right of the 'Assignments Overview' section.

## Assignments Overview

Get at-a-glance information about assignments that are due from students today, need grading, or are overdue.

# Discover the Content

From the **Discover** tab you can access your Teacher and Student materials, browse resources, search content by standard, and access online assessments.

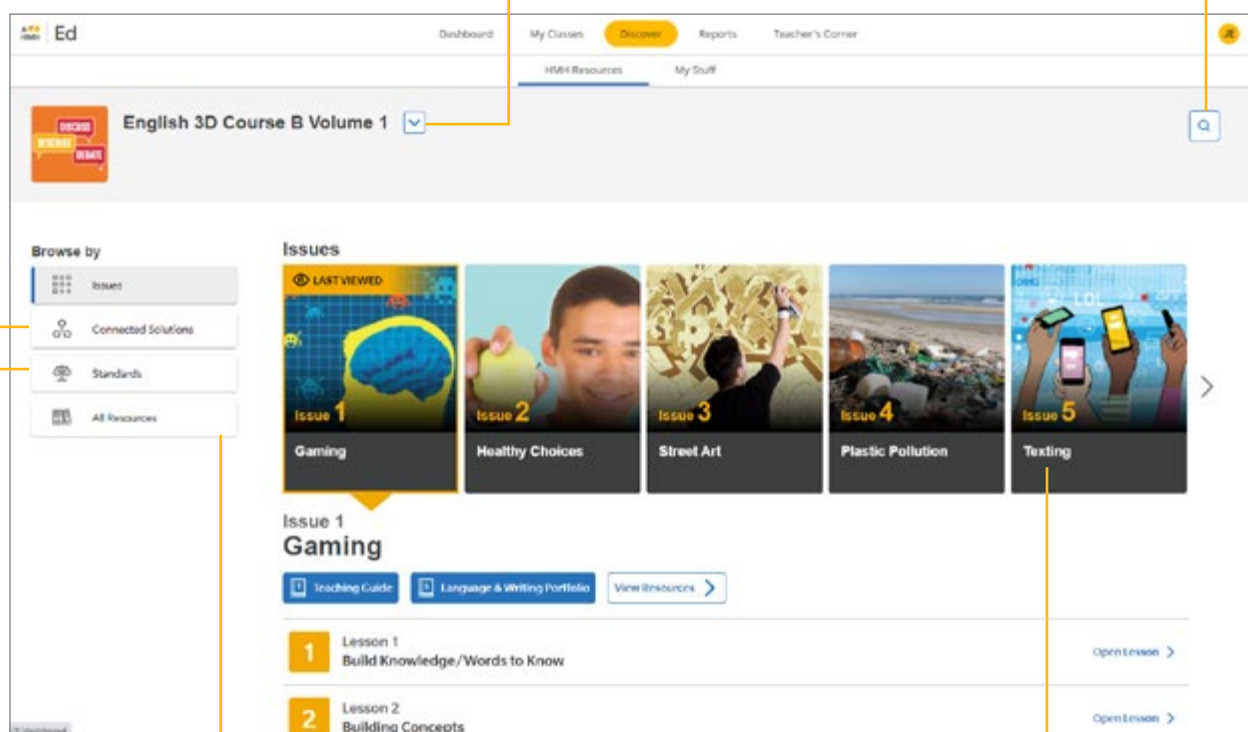
## Connected Solutions

The **Discover** tab has quick access to online assessments and writing practice, which are available to connect with your program.

## Select a program

Click the arrow to choose your program and course in the drop-down menu.

Quickly find content by standards or resource with the **Search Feature**.



Click to view by **Content** or **Standards**.

Use the **All Resources** shortcut for a quick way to access all program resources.

Select an **Issue** to start your review.

# Digital Resources

English 3D Digital Resources are designed to ensure accessibility and achievement for all.

The screenshot shows the 'English 3D Course B Volume 1' interface. The top navigation bar includes 'Dashboard', 'My Classes', 'Discover' (highlighted), 'Reports', and 'Teacher's Corner'. Below this, there are tabs for 'HMER Resources' and 'My Staff'. The main content area is titled 'Featured Categories and Components' and displays a grid of resource categories. A sidebar on the left allows browsing by 'Issues', 'Connected Solutions', 'Standards', and 'All Resources'. Callout lines connect specific categories to descriptive text blocks around the interface.

**Issues Texts** include a range of informational and literary texts that students use as a platform for learning critical academic vocabulary, practicing academic speaking, and producing authentic writing products.

The **Language & Writing Portfolio** is an interactive worktext with scaffolds for student learning, instruction, and writing practice.

The *English 3D Teaching Guide* is a comprehensive instructional guide comprised of routines, instruction, assessment, and differentiation.

**Instructional Routines** include recursive, research-informed strategies with clear steps that teachers use to maximize student engagement and learning in *English 3D*.

Build a strong foundation in English language instruction with resources for **Foundational Skills**.

**Academic Writing & Research** includes differentiation resources and mini-lessons to support academic writing.

**Remote Teaching** provides tools and resources to help educators with virtual teaching and learning.

**Additional Resources** highlighted on following pages



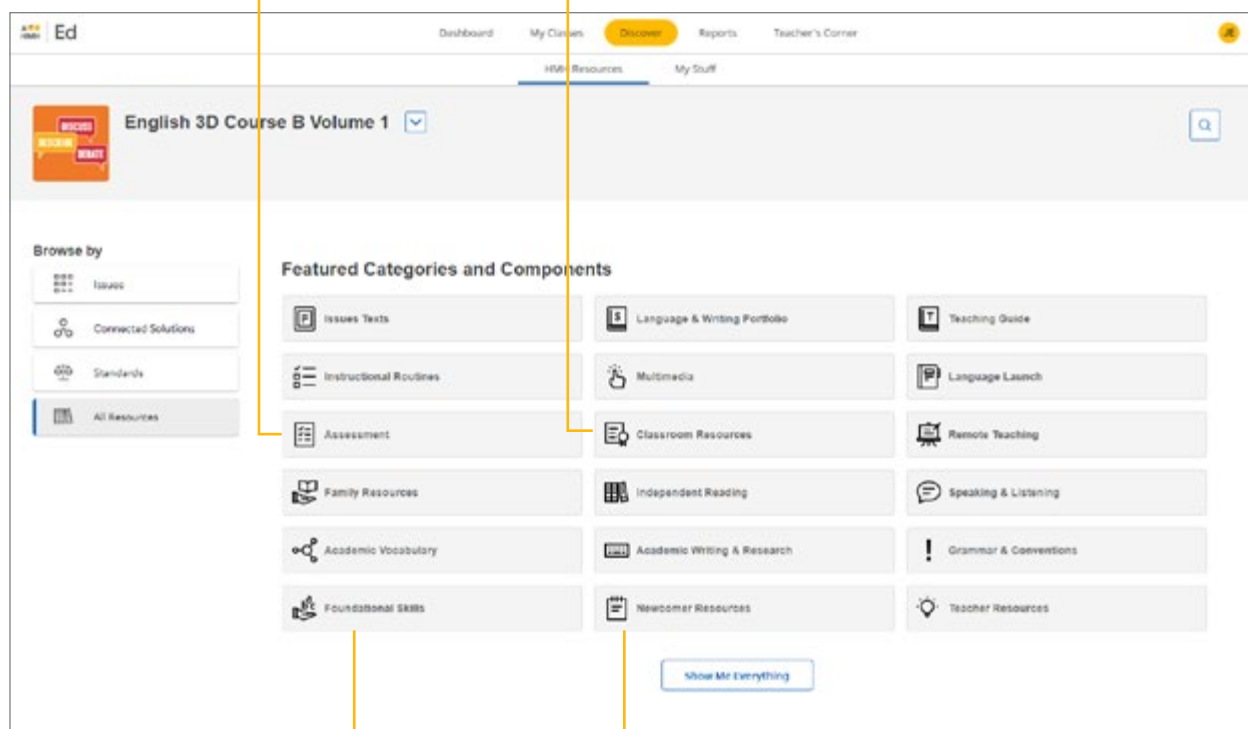
## Digital Resources continued

### Assessment

includes program tests, inventories, scoring charts, informal assessments, rubrics, and observation tools.

### Classroom Resources

- **Tools & Procedures** to establish expectations and effectively manage the *English 3D* classroom
- **Language for Collaboration** to post in the classroom and reference during partner and group interactions
- **Independent Reading** tools to manage a classroom library, match students to books, and monitor students' reading



### Family Resources

Support learning at home with tools for parents and caregivers.

### Newcomer Resources

The Newcomer Book and Teaching Guide provide essential vocabulary and language instruction for students who are at the early emerging or beginning levels of English language proficiency.

You can find over **200 projectable** and **printable resources** including assessments, rubrics, interview assignments, additional texts, resources for differentiation, grammar and conventions practice, and family letters throughout the resources on *Ed*.

# Assigning Resources

Also under the Discover Tab, you can add resources to a lesson plan and easily assign a resource to an entire class, a group of students, or individual students.

After selecting the appropriate Program on the Discover tab under the Select a Program drop-down menu, choose an Issue, and then select **View Resources**.

**Filter** search results to find resources and content quickly.

**Open** to view the resource.

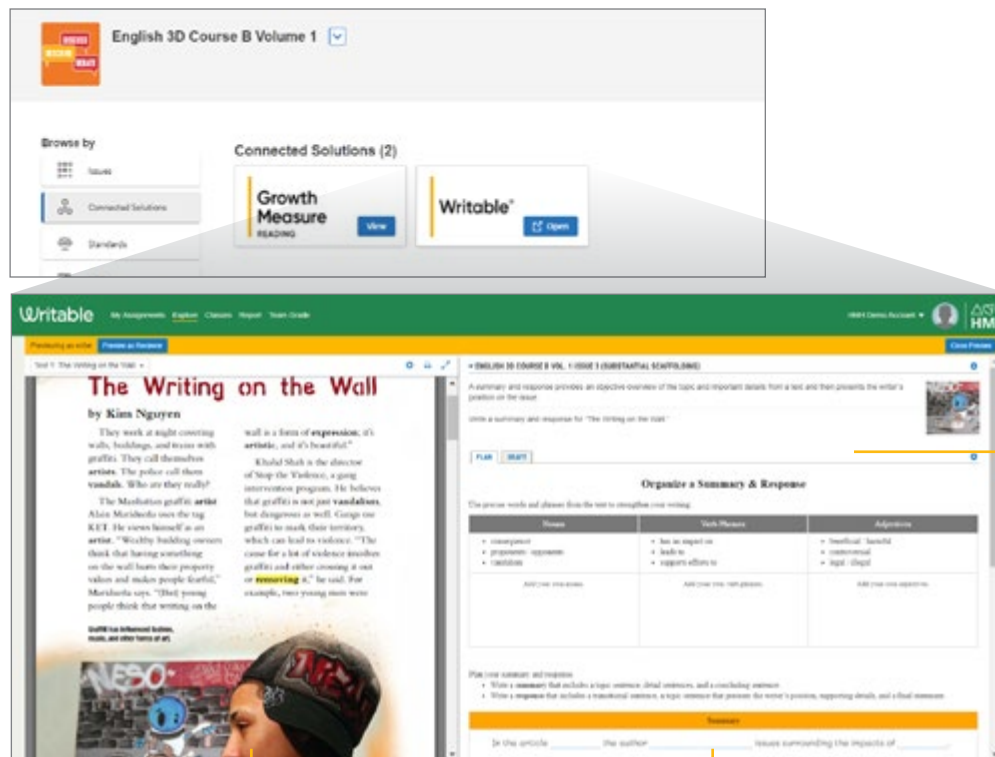
**Assign** the resource. Assignments appear in the Student's Dashboard. (This can be done once a class is established and students are added to the class.)

**Add to Plan** adds the resource to a lesson plan you have created.

Assign to a particular group

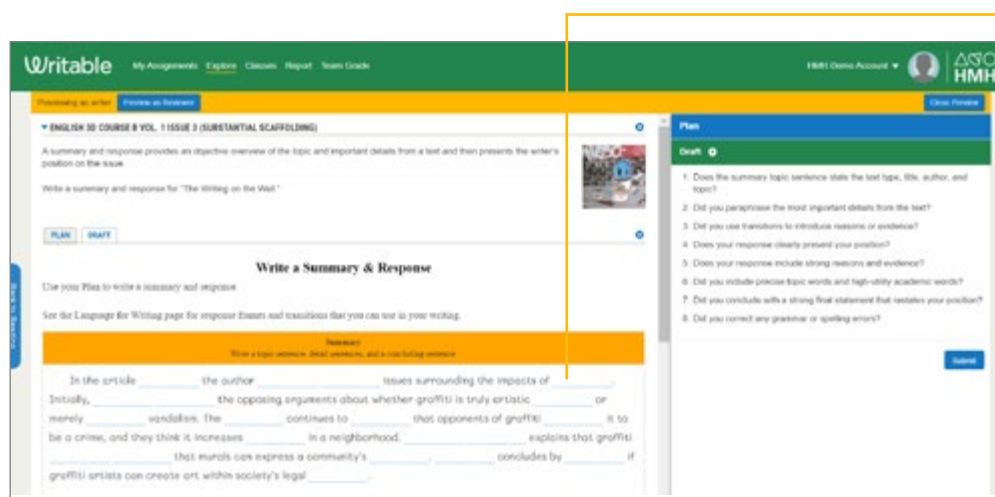
# Connected Solutions

When enabled, you can find **Writable** listed as one of the Connected Solutions. *Writable* is a state-of-the-art platform allowing students to plan, draft, revise, and edit writing assignments.



The **robust tools** help prepare students for the writing expectations in their core classes, college, and beyond.

The **side-by-side reading and writing** provides access to Issue texts for students to reference when providing evidence and citing sources in their writing.

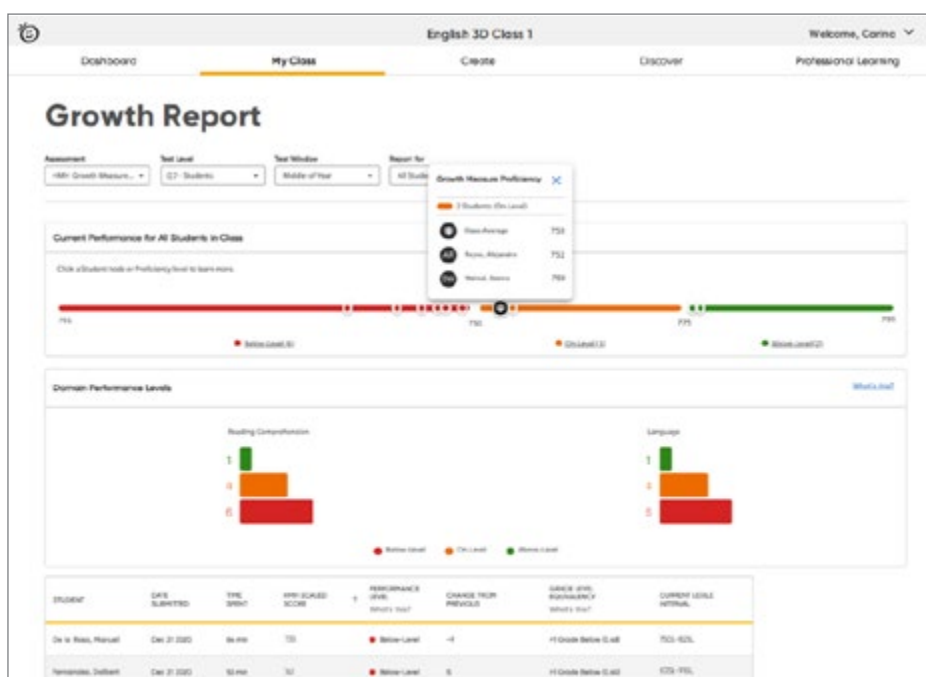


**Supports designed specifically for multilingual learners** effectively scaffold academic writing tasks. Assign writing frames at different levels of support to provide a gradual release as students move toward writing independence.

## Connected Solutions continued

The screenshot shows the HMH Growth Measure interface. At the top, it says "English 3D Course B Volume 1". Below this, there's a "Browse by" section with options like "Issues", "Connected Solutions", and "Standards". The "Connected Solutions (2)" section highlights "Growth Measure" and "Writable". The main content area displays a reading passage titled "Traveling Books" with three paragraphs. To the right of the passage, there's a question: "Read the sentence from paragraph 1. They had stopped at a little house in the woods, a one-room schoolhouse, and a wooden cabin with nice straight rows of plants in a silly fenced-in yard. Which word from the sentence is a synonym for silly?" with four options: empty, messy, wild, and neat.

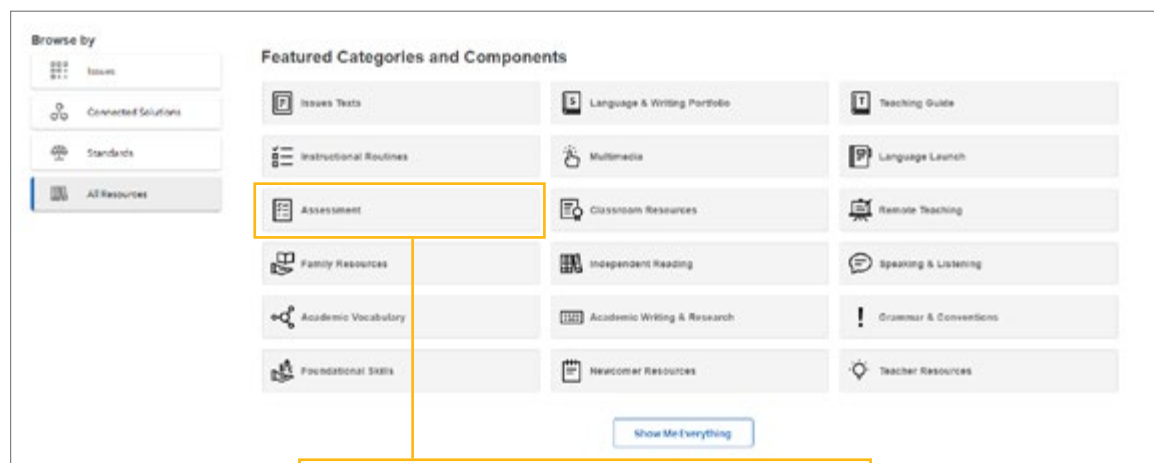
Monitor student progress with **HMH Growth Measure**. This adaptive assessment provides timely insights into student proficiency and connects these insights with HMH program data.



**Benchmark assessment** data from HMH Growth Measure combines with in-program assessment data to form a more complete picture of a student's progress.

# Assessment Types

English 3D includes a variety of assessments, including technology-enhanced curriculum-based assessments and tools for informal assessments.



Language & Writing Portfolio Rubric

Complete this rubric for each issue to monitor student work.

Issue: \_\_\_\_\_

	1	2	3	4
<b>Building Concepts &amp; Language</b>				
Wants to Go				
Section One				
Close Reading				
Summarizing Media (Issues 2-4)				
Interpreting Media (Issues 2-4)				
<b>Notes</b>				
<b>Analyzing &amp; Discussing Text</b>				
Wants to Go				
Section One				
Close Reading				
Summarizing Media (Issues 2-4)				
Interpreting Media (Issues 2-4)				
<b>Notes</b>				
<b>Academic Writing</b>				
Analyzing Text Elements				
Formulating Conventions				
Formulating Language				
Planning to Write				
Writing a Draft				
Assessing & Revising				
<b>Notes</b>				
<b>Presenting Ideas</b>				
Writing & Speech (Issues 2, 4, 6)				
Presenting & Listening (Issues 2, 4, 6)				
<b>Notes</b>				

Page 1 of 1

Using the word bank, choose the correct form of a word to know to complete each sentence.

In my family, we do our best not to \_\_\_\_\_ the environment. It's to avoid using plastic bags, and use \_\_\_\_\_ bottles and cans when we get rid of them. Avoiding plastic can be difficult because many \_\_\_\_\_ offer only plastic bags. When we have to accept plastic bags, we \_\_\_\_\_ them by lining trash cans with them. When we have picnics at the park, we always bring our trash home with us because we don't want to \_\_\_\_\_.

dispose   legislation   litter   living  
pollute   pollute   recycle   recycling  
repair   retailers   reuse   tax

**Curriculum-Embedded Assessments**, called Issue Tests, determine whether or not students met the goals of the Issue and identify the areas in which students need additional support.

**Informal Assessments** are used to survey or observe students and determine their current learning status, relative difficulties, and misunderstandings.

Argument Writing Rubric

Use this rubric to assess student writing. Record the appropriate score in the Score column.

Criteria	Insufficient	Developing	Sufficient	Exemplary	Score
1. The introduction clearly states the writer's claim.	Needs an introduction that states the writer's claim.	Includes the writer's claim, but it's unclear.	Presents an introduction that clearly states the writer's claim.	Presents a compelling introduction that clearly states the writer's claim.	
2. The writer includes strong reasons and relevant evidence to support the claim.	Needs reasons and relevant evidence to support the claim.	Includes reasons that are not relevant and/or evidence that does not support the claim or a compelling claim from evidence.	Includes relevant reasons and strong evidence that support the claim.	Includes convincing reasons and compelling evidence from multiple sources that support the claim.	
3. The writer includes a counterclaim and responds with strong evidence.	Does not include a counterclaim.	Includes a counterclaim but does not respond with evidence.	Includes a counterclaim and responds with strong evidence.	Includes more than one counterclaim and responds to each with compelling evidence.	
4. The writer includes clear information for evidence from texts.	Needs citation information.	Citation information is incomplete or inaccurate.	Includes accurate citation information for all text evidence.	Includes all accurate citation information, and it is formatted correctly.	
5. Transitions introduce reasons and evidence.	Needs transition words or phrases.	Clear or less relevant words or phrases introduce reasons and evidence, but they are used inappropriately.	Transitions introduce reasons and evidence.	A variety of strong transition words or phrases effectively introduce reasons and evidence.	
6. The writer uses precise topic words and high-quality academic words.	Includes few precise topic words or high-quality academic words.	Includes two or three precise topic words and high-quality academic words that are appropriate for the context.	Includes three or more appropriate precise topic words and high-quality academic words.	Includes four or more strong and appropriate precise topic words and high-quality academic words.	
7. The conclusion strongly restates the claim.	Needs a conclusion that restates the writer's claim.	Includes a conclusion, but it repeats the topic sentence wording.	Includes a conclusion that strongly restates the claim using new wording.	Includes a conclusion that strongly restates the claim using new wording.	
Overall Score					

Page 1 of 2

**Scoring & Grading Resources** include rubrics to assess students' formal writing assignments and speeches, as well as a tool to assign grades.



# Assignments & Groups

The **My Class** tab allows teachers to monitor student progress on assignments and access reporting on digital assessments to guide instruction and grouping.

## Assignments

View student progress on assignments including those assignments with open-response items that are ready to be graded.

**Assignments Overview**

Assignments (7)

ASSIGNMENT	DUE DATE	NOT STARTED	IN PROGRESS	READY TO GRADE	COMPLETED
Growth Measure Reading 1 (201) Growth Measure Reading	In 3 months Oct 25, 2021	0	0	0	7
Issues Test: Georgia Question	In 7 days Jul 19, 2021	5	0	0	2
Language & Writing Portfolio: Lesson 1: Build Knowledge	In 7 days Jul 19, 2021	6	1	0	0
Language & Writing Portfolio: Lesson 1: Words to Know	In 7 days Jul 19, 2021	6	0	0	1
Issues Test: Georgia Data File	In 7 days Jul 19, 2021	7	0	0	0
Language & Writing Portfolio: Lesson 2: Building Concepts	In 7 days Jul 19, 2021	7	0	0	0
Language & Writing Portfolio: Lesson 2: Building Concepts	In 7 days	7	0	0	0

## Create Groups

Teachers can choose to manually group students or let *Ed* suggest groups based on student scores and data.

**Create Groups**

Description of Groups  
Science Dimensions

**Students**

**Groups**

**Approaching**

- Kramer, Liz
- Voorn, Kennedy

**On-Level**

- Evans, Jamal
- Imran, Khaleel

**Above-Level**

- Fernandez, Luis
- Jaenicki, Vladok
- Patel, Archana

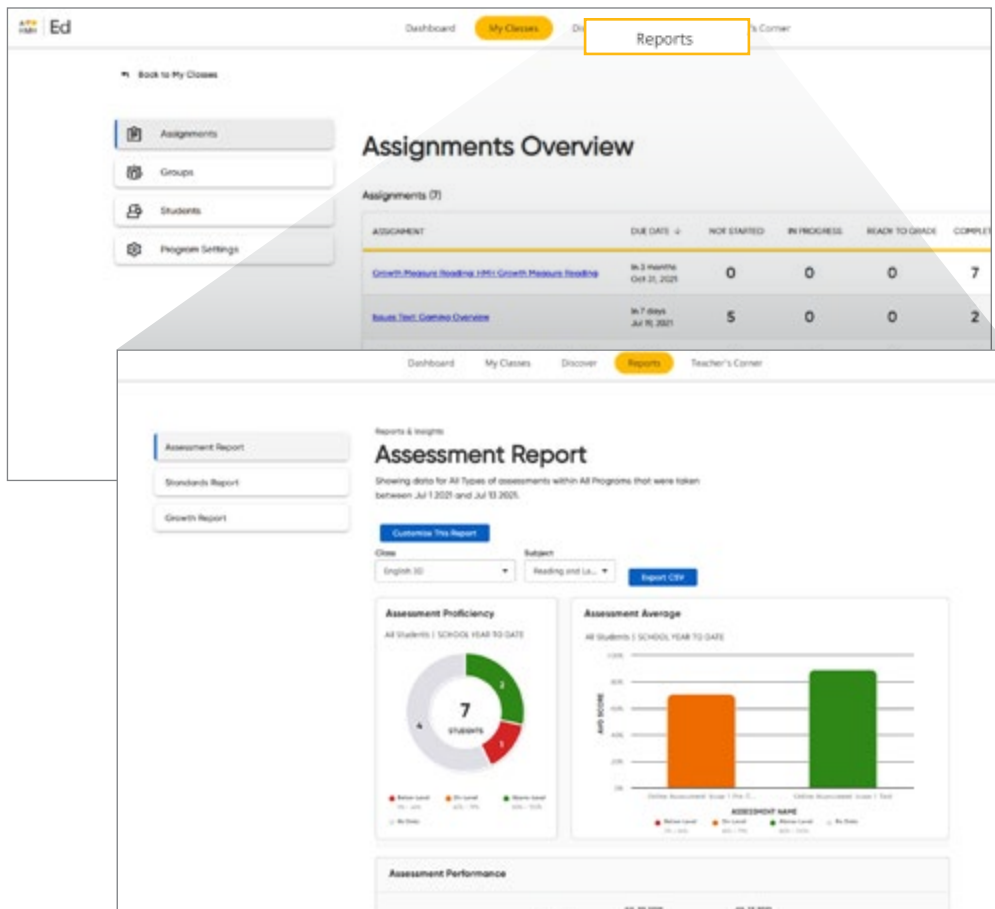
**Great!**  
All students have been grouped!

**Add Group**

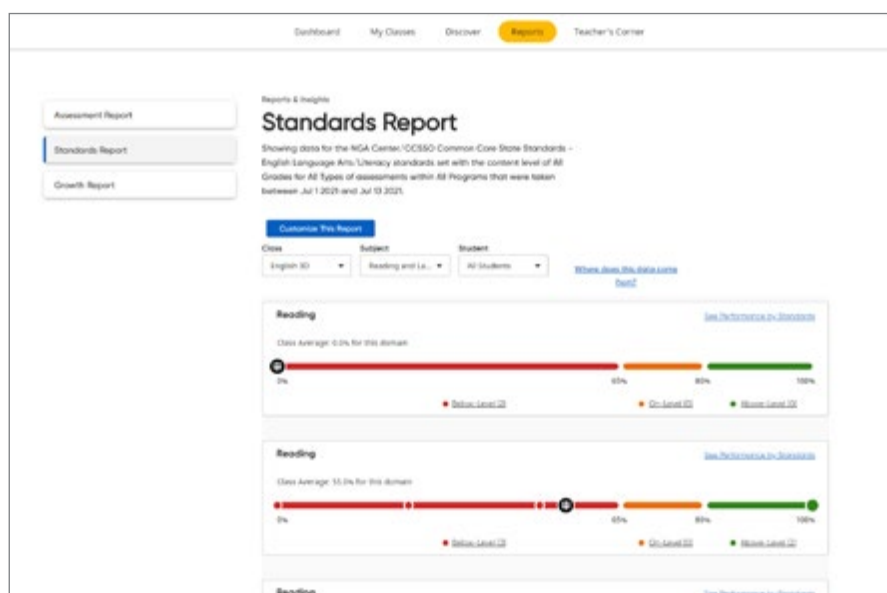
**Save & Done**

# Data & Reports

The Data & Reports section is where teachers can get valuable insight about the performance of their students to inform their next instructional steps.



Easy-to-interpret reports provide a forecast of each student's performance on high-stakes assessments.



**Assessment and Standards Reports** provide a clear picture of both individual progress and class growth.

# Student Access

From the Student Dashboard under the **Assignments** and **Scores** tab, students can access the status and due dates of their current assignments, as well as their scores on those they have completed.

## Student's View

You Are Here

**Assignments**

**Connected Programs**

Check your Connected Programs for any additional work you might have waiting (a new window will open).

**Writable**

Select a subject

☒ All Subjects

To Do: 7 Overdue: 0 Done: 2

Click 'Start' or 'Continue' to work on the assignments.

Assignment Name	Due Date	Actions
Online Assessment: Issue 1 Pre-Test	In 7 days Jul 26, 2021	<a href="#">Start</a>
Issues Text: Gaming Overview	In 6 days Jul 19, 2021	<a href="#">Start</a>

## Scores

You Are Here

**All Scores for Raxy**

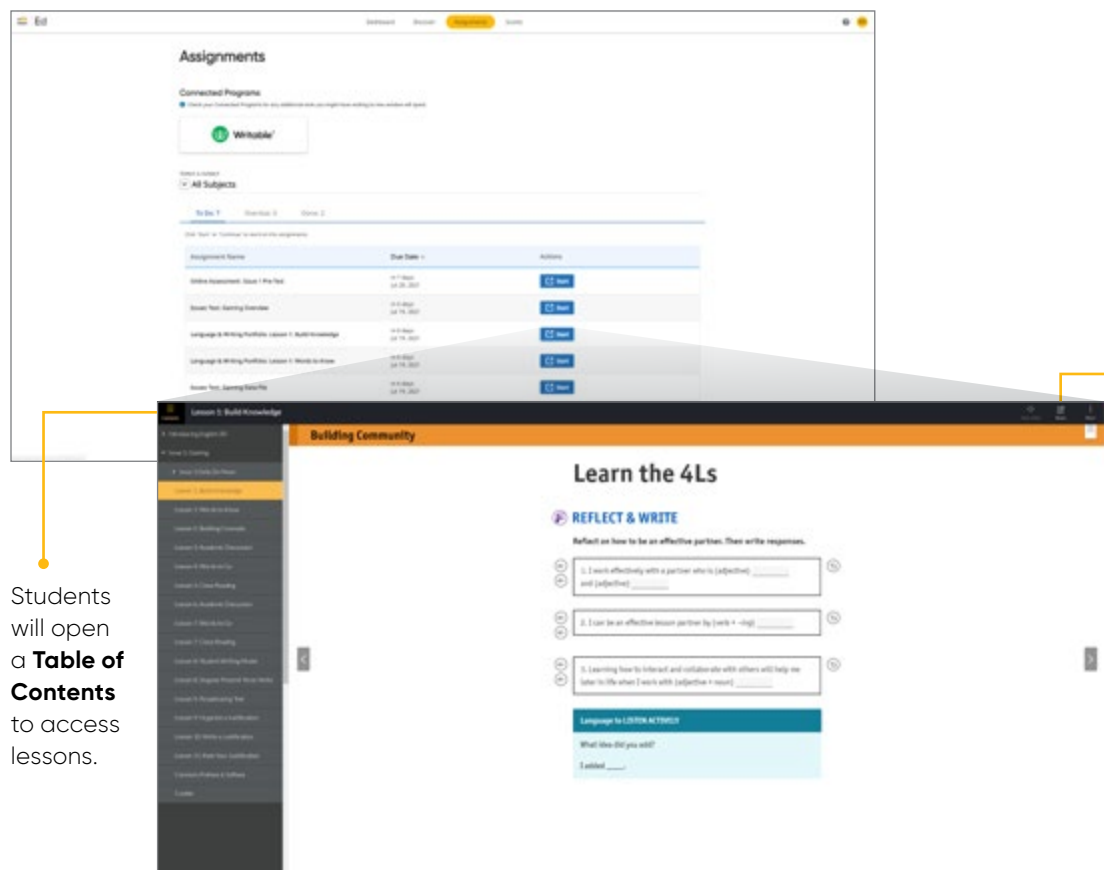
Use this page to review all your completed assessments and assignments.

**Your Scores (2)**

ASSIGNMENT NAME	DUE DATE	DATE SUBMITTED	SCORE	TOTAL ITEMS	ACTIONS
Online Assessment: Issue 1 Test	Jul 13, 2021	Jul 13, 2021	89%	15	<a href="#">Review</a>
Growth Measure Reading: HMH Growth Measure Reading	Oct 31, 2021	Jul 06, 2021	834		

## Student Access continued

Students have engaging online texts with interactive capabilities to bring learning to life.



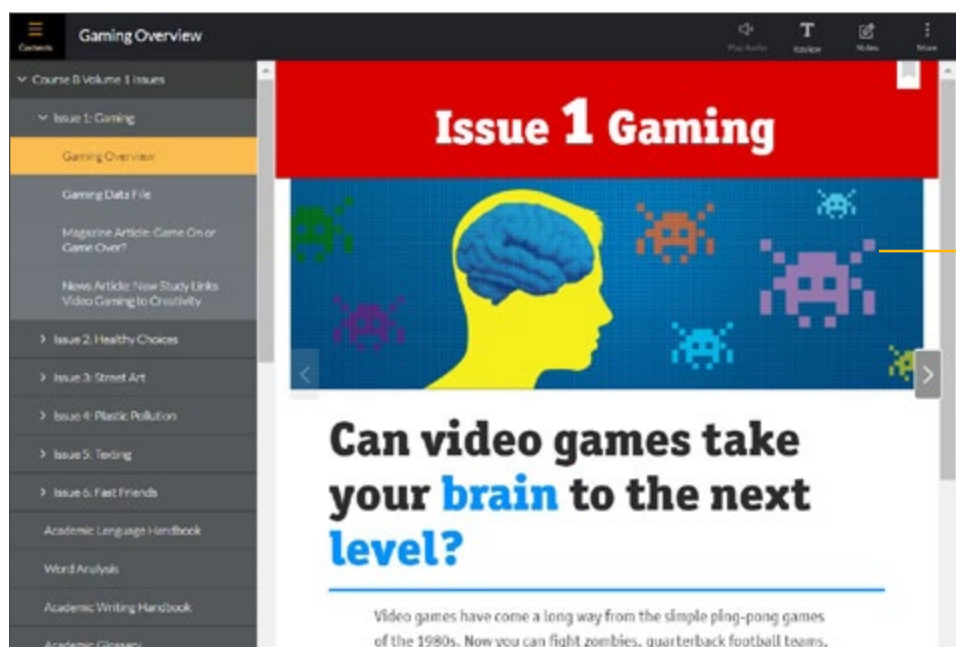
The screenshot shows the 'Assignments' page with a table of assignments. A callout points to the 'Lesson 5: Build Knowledge' link in the sidebar, stating: 'Students will open a **Table of Contents** to access lessons.'

Another callout points to the 'Notes' icon in the top right corner of the lesson interface, stating: 'Tap this button to see **Notes** or highlighted text students create.'

The lesson interface, titled 'Learn the 4Ls', includes a 'REFLECT & WRITE' section with three prompts for reflection and writing. The prompts are:

1. I work effectively with a partner who is (adjective) and (adjective).
2. I can be an effective lesson partner by (verb) + (ing).
3. Learning how to interact and collaborate with others will help me later in life when I work with (adjective + noun).

Below the prompts is a section titled 'Language in LOSTEN ACTIVITIES' with a prompt: 'What idea did you add?' and a text input field.



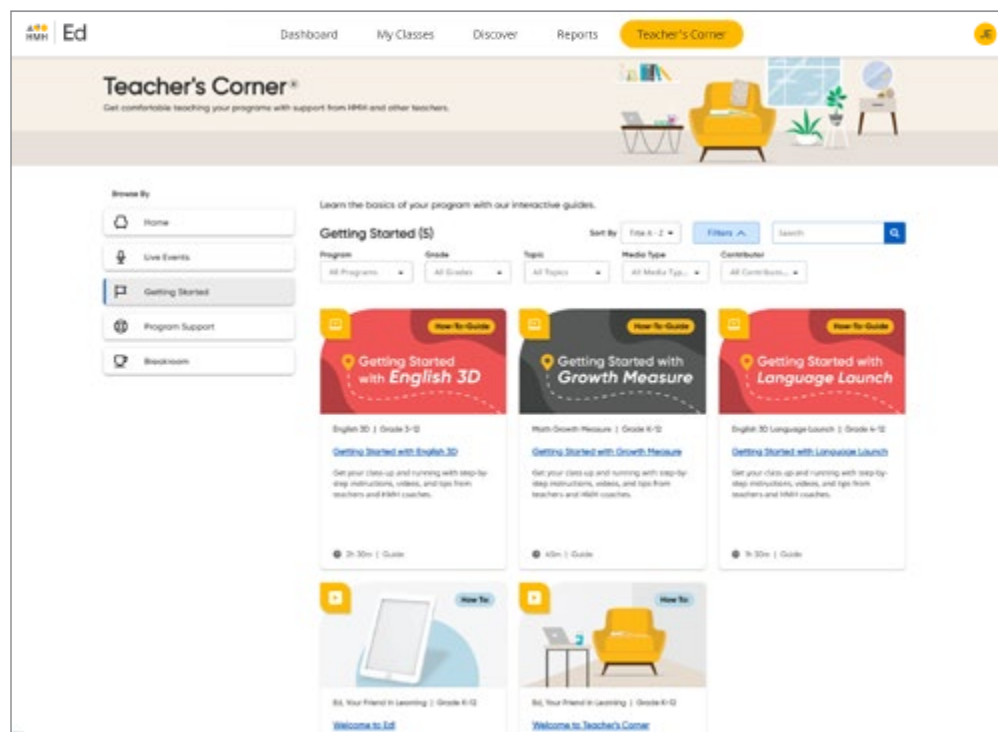
The screenshot shows the 'Gaming Overview' page. A callout points to the 'Issue 1 Gaming' section, stating: 'Issues Texts offer relevant and engaging content where students can practice and apply academic vocabulary.'

The lesson interface, titled 'Issue 1 Gaming', features a large image of a brain with video game icons. The main text reads: 'Can video games take your **brain** to the next level?'

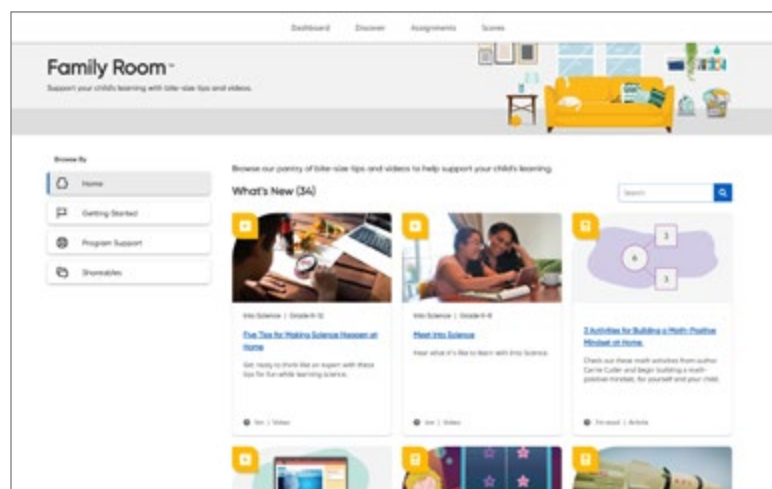
Below the main text is a paragraph: 'Video games have come a long way from the simple ping-pong games of the 1980s. Now you can fight zombies, quarterback football teams.'

# Professional Learning

Access to an ever-evolving library of resources for *English 3D* and grade-level needs, including tips from teachers, anytime.



**Teacher's Corner** provides support with a library of professional learning resources, from authentic classroom videos to tips from other teachers and our team of experienced coaches.



**Family Room** offers bite-size tips and videos to help support families and caregivers.

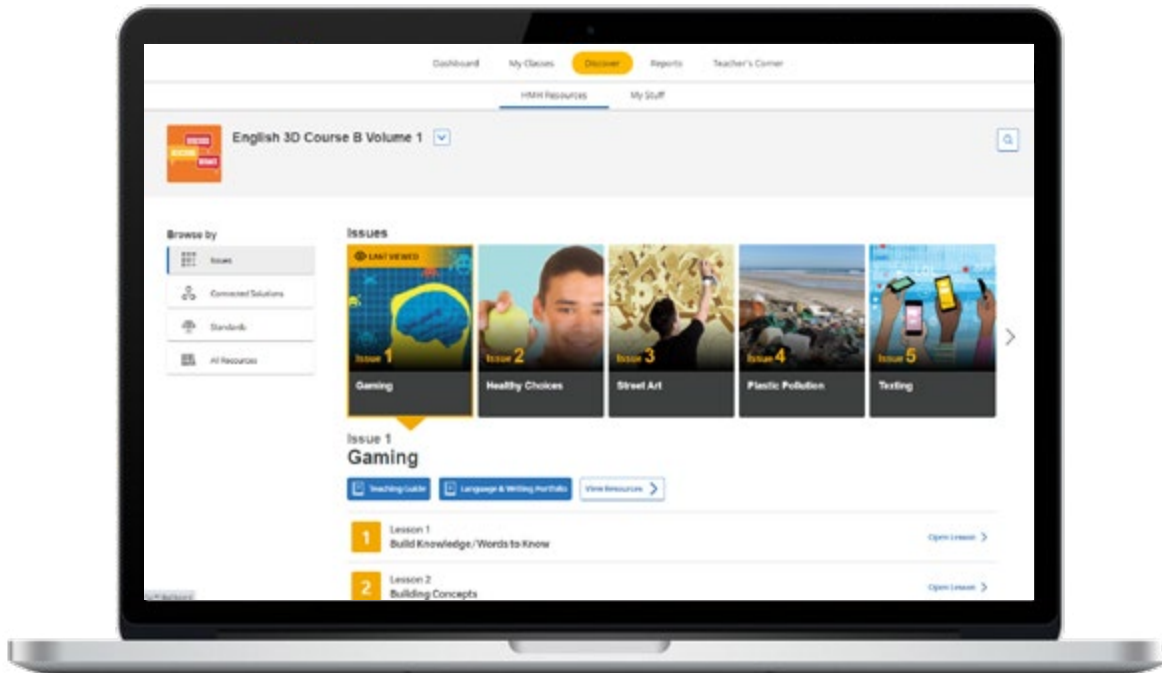
## How to log in to Family Room

1. Parents/Caregivers log in to **Family Room** using their child's login for **Ed**
2. Select **the child's initials** on the top navigation bar
3. Select **Family Room**





# English 3D™



## Discuss, describe, and debate: build academic language for success

To learn more about *English 3D*, please visit  
[hmhco.com/English3d](https://hmhco.com/English3d)

Google, Google Chrome, and Google Classroom are trademarks or registered trademarks of Google LLC. English 3D™, Teacher's Corner™, Houghton Mifflin Harcourt®, and HMH® are trademarks or registered trademarks of Houghton Mifflin Harcourt. © Houghton Mifflin Harcourt. All rights reserved. 07/21 WF1419861



Houghton Mifflin Harcourt.

hmhco.com