

HMH **Florida** Science

REIMAGINED. REINVENTED.

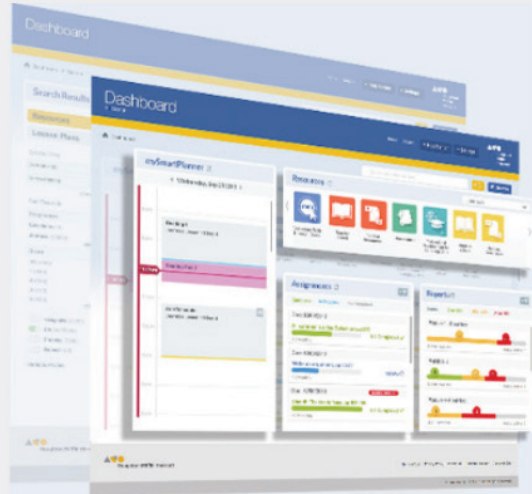


DIGITAL PLATFORM WALKTHROUGH
AND EVALUATOR'S GUIDE

GRADES K-8

Navigating the Dashboard

The first time you access your evaluator's account, you will see the **Getting Started Guide** for the Dashboard.



Welcome to the Dashboard

View your teaching schedule, key resources, and student progress in one quick view.

[Start](#) *

*To open this Dashboard introduction again, go to **Help Center**. Then click **Getting Started**.

Navigating the Dashboard

The screenshot shows the HMH Teacher Dashboard. At the top, there's a blue header with 'Dashboard' and 'Hi Teacher' on the left, and navigation links 'HMH Suggests | Home | Log Out | Help Center | Settings' on the right. Below the header is a search bar and a 'Browse' button. The main content area is divided into several sections: 'mySmartPlanner' on the left, 'Resources' in the center, and 'Assignments' and 'Reports' on the right. The 'Resources' section includes a 'Grade' selector (KG to 5) and four icons representing different access types: Teacher Edition GK, HMH Florida Science Teacher Access English GK, Student Edition GK, and HMH Florida Science Student Access English GK. The 'Assignments' section shows a calendar view for the next seven days. The 'Reports' section shows a bar chart of student scores categorized as 'Under 50%', '50%-70%', and 'Over 70%'. Callout lines connect text boxes to specific features: 'mySmartPlanner' to the left sidebar, 'Teacher Access' to the first icon in the Resources section, 'Assignments' to the calendar icon, 'Reports' to the bar chart icon, 'Help Center' to the top right navigation link, 'Grade-Level Selector' to the grade dropdown, and 'Student Access' to the fourth icon in the Resources section.

mySmartPlanner
Link to lesson plans that can be auto-populated or customized.

Teacher Access
Click here to access the Teacher Online Management Center.

Assignments
View the assignments for the last week and the upcoming week, or click the link for a complete list.

Reports
Use this quick link to view completed reports and to run new reports.

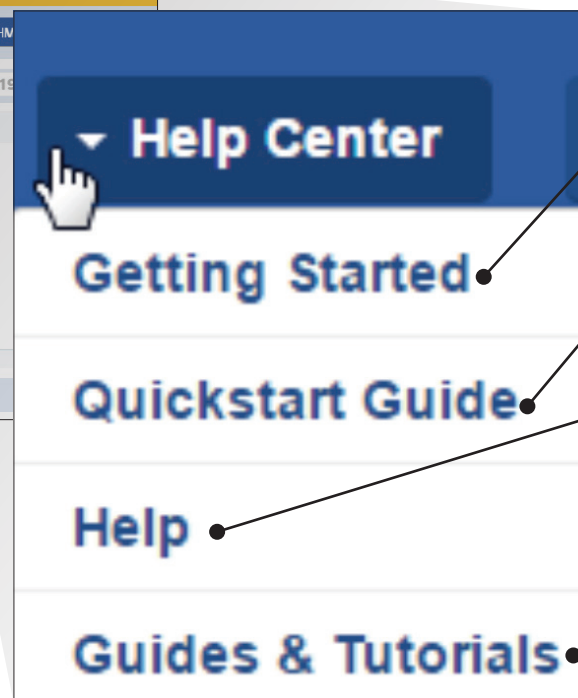
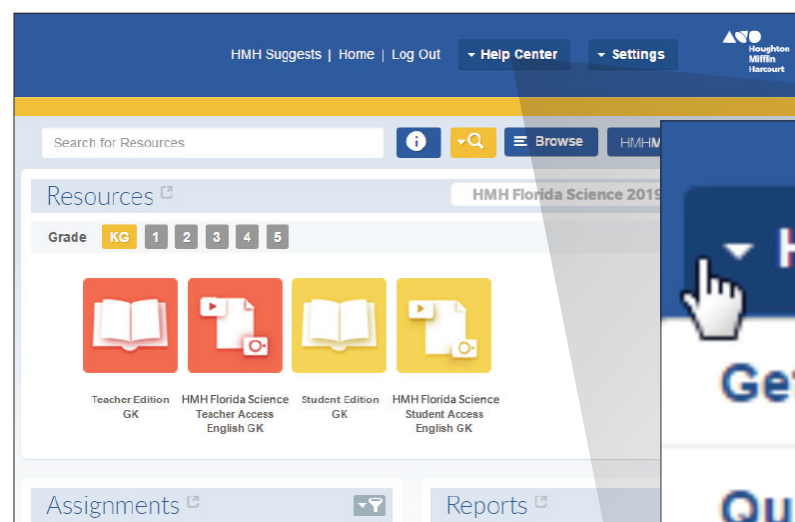
Help Center
Find the Getting Started and Quickstart Guides here.

Grade-Level Selector
You will see grades corresponding to the sample word you used.

Student Access
Click here to access the Student Interactive Digital Curriculum.

Help Center

The Help Center link on the Dashboard menu bar has links to additional support resources.



Getting Started

A short walkthrough of the main Dashboard features

Quickstart Guide

A PDF overview of the features and functions

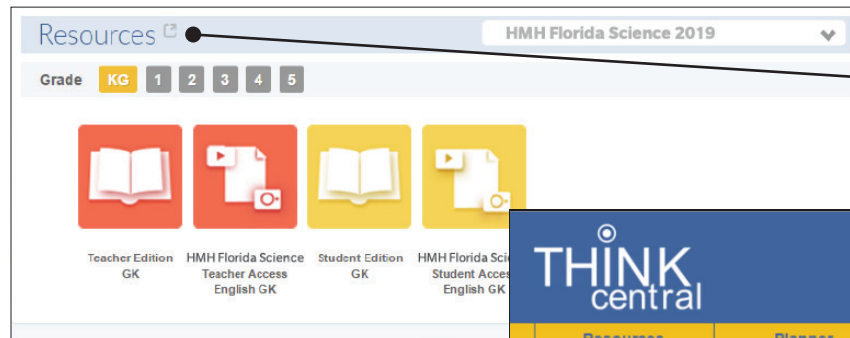
Help

Search by keyword or browse by topic

Guides & Tutorials

Related support articles, including Student Take Home Pages and video tutorials

Resources



Resources

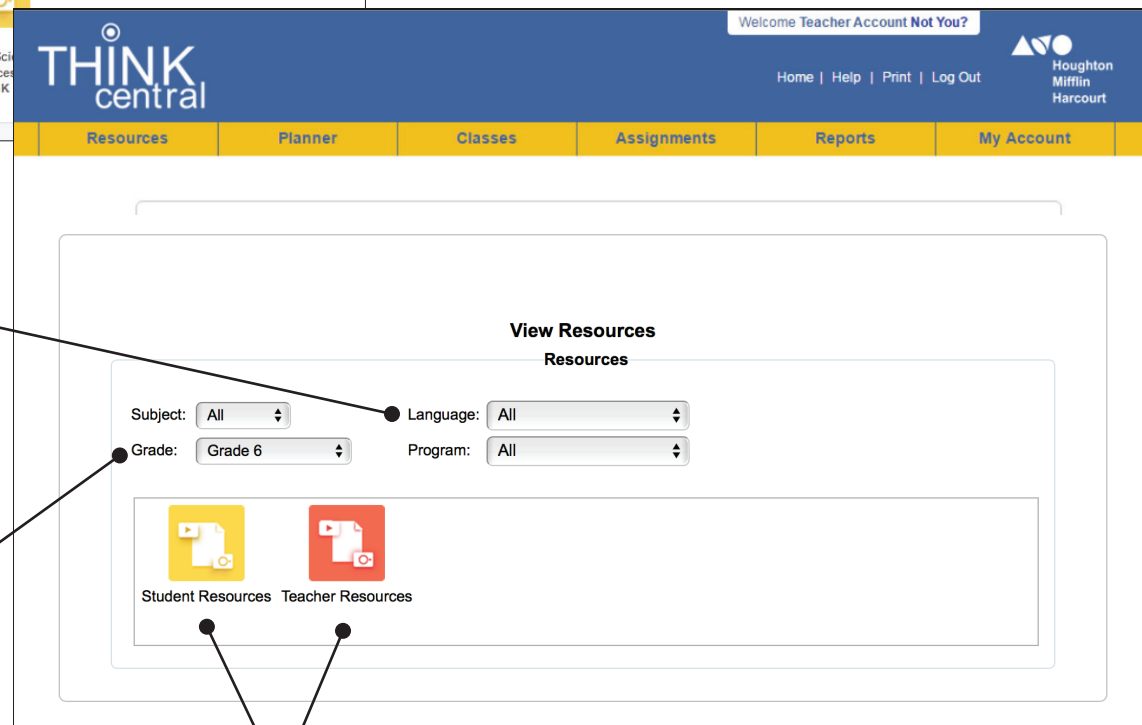
Click on the Resources link from the Dashboard widget to access more quick links to commonly used resources.

Language

If your school has purchased Spanish **HMH Florida Science**, you can filter by language to see materials specifically in Spanish.

Grade

You can filter by grade to see all of the resources for one particular grade.



Resource Shortcuts

Navigating the eBooks

From the Dashboard, select the Grade-Level.

Teacher Edition

Click here to access the online Teacher Edition.

Grade Level Selector

Student Edition

Click here to access the online Student Edition.

The screenshot shows the HMH Dashboard for a teacher. The top navigation bar includes 'Hi Teacher', 'HMH Suggests', 'Home', 'Log Out', 'Help Center', and 'Settings'. The main content area is divided into several sections. On the left is a 'mySmartPlanner' section with a calendar for 'Wednesday, Jun 1 2016'. The central 'Resources' section features a 'Search for Resources' bar, a 'Grade' selector (with options KG, 1, 2, 3, 4, 5), and four resource cards: 'Teacher Edition GK', 'HMH Florida Science Teacher Access English GK', 'Student Edition GK', and 'HMH Florida Science Student Access English GK'. The bottom section contains 'Assignments' and 'Reports' filters. Annotations with lines point to the 'Teacher Edition' card, the 'Grade' selector, and the 'Student Edition' card.

Navigating the eBooks

Contents

The Table of Contents icon allows you to navigate anywhere in the book by unit and lesson.

Bookmarks

Return to any page you've tagged using the ribbon icon.

Notes

Return to places you have annotated and highlighted.

Page View

View the eBook by single pages or double pages and make the font smaller or larger.

Audio

Listen to a professional narrator read the text on the page.

Search

Search by keyword.

More

Access a Quick Start Guide.

Go to Page

Type in a page number to go directly to that page.

Bookmark

Tag pages for easy reference. Once you've tagged a page, it will appear in the Bookmarks menu in the left-hand column.



Double
Page
View

Notes and Highlighting

Double click or highlight text on the page to bring up the highlighting and note-taking widget.

Navigation Arrows

Move forward and back in the text.

NOTE: The Student Edition is shown here. The Teacher Edition has the same menu and navigation tools.

Things to Look for while Navigating the Teacher Online Management Center & Student Resources

- 21st-Century Skills: Technology and Coding
- Grade/Module/Lesson-Level Resources
- Student Interactive Digital Curriculum
- HMH® Field Trips with Google Expeditions
- Assessment with ExamView
- Take It Home Worksheets
- ScienceSaurus®
- Science and Engineering Leveled Readers
- Student Handbook
- Vocabulary Support
- People in Science
- Video-Based Projects
- Florida Access Points

HMH Florida Science Grade 3 Resources

Contents | **Resources**

- > Unit 1: Investigating Questions
- > Unit 2: The Engineering Process
- ▼ **Unit 3: Earth and Stars**
 - Lesson 1: What Are the Sun and Stars?
 - Lesson 2: INQUIRY How Many Stars Do You See?
 - Lesson 3: INQUIRY How Does the Sun Heat Earth?
 - People in Science: Ellen Ochoa and Subrahmanyan Chandrasekhar
 - Lesson 4: What Is Gravity?
 - S.T.E.M. How It Works: Keck Observatory/ Owner's Manual: Using a Telescope
- > Unit 4: Properties of Matter
- > Unit 5: Forms of Energy

Unit 3 Resources

You Solve It >
Two lines of TK text about You Solve It component. Two lines of TK text about You Solve It component.

Digital Lessons and Virtual Labs >
An e-Learning environment of interactivity, videos, simulations, animations and assessment provide a multimodal approach to learning science concepts and skills. Available in both English and Spanish.

HMH Field Trips powered by Google Expeditions >
Using a simple Google cardboard device and a smartphone, students are swept into immersive, virtual field-trip worlds that maximize learning and engagement.

Video-Based Projects >
A video series that develops science learning through real-world science and engineering challenges.

21st-Century Skills: Technology and Coding >
New, spiraled curriculum on "Technology and Coding" for Grades 1–8. Addresses the need for students to understand foundations of technology, engineering, and computer coding.

Science & Engineering Leveled Readers >
These Readers deliver engaging science and engineering content to all

Houghton Mifflin Harcourt

HMH **Florida** Science

REIMAGINED. REINVENTED.

DIGITAL PLATFORM WALKTHROUGH
AND EVALUATOR'S GUIDE

Connect with us:



Google is a registered trademark of Google Inc.
All rights reserved. ScienceSaurus®, Houghton Mifflin Harcourt®, and HMH® are registered trademarks of Houghton Mifflin Harcourt.
© Houghton Mifflin Harcourt. All rights reserved. Printed in the U.S.A. 05/17 WF19008

hmhco.com • 800.225.5425