



Channel One News®

Premium

Quick Start Guide



WHO WE ARE

Channel One News is an award-winning news program that encourages young people to become informed, global citizens. Since 1990, millions of students have watched Channel One, learning how news events affect their daily lives. The Channel One News and video library connects Social Studies, STEM and ELA curricula to real-world events — liberating classrooms from dated traditional textbooks.

ENGAGE YOUR STUDENTS WITH MULTIMEDIA CONTENT

Daily viewing instills a lifelong practice of keeping up with current events. Get the most out of this convenient and powerful resource, across subject areas, from grades 3–12:

- Lesson Plans include provocative discussion prompts, key terms and vocabulary, quizzes, slideshows, writing prompts and media literacy activities.
- Multimedia Slideshows build context, outline career paths for related STEM fields, explain difficult concepts or connect the current events to history.
- Media Literacy Activities encourage students to evaluate, analyze and compare coverage from various sources.
- Stories about environmental, economic and social justice issues inspire students to act and provide a foundation for civic participation.

Access 4,000+ Videos, Search by Grade, Subject & Topic

With a simple keyword search, teachers can use our vast library to find videos and multimedia content, along with robust lesson plans that fulfill curriculum development needs. Channel One News is the curriculum resource that teachers need to provide a backbone of understanding of history, culture, geography, economics, governments and global events. Sample multi-day lesson plans include:



Third Grade:

A six-part China series shows the impact of economic, cultural and environmental changes on young people in China.



Sixth Grade:

An Indonesia series shows how Indonesians are invoking their Islamic faith to protect orangutans from slash-and-burn farming.



Eighth Grade:


Follow a Native American student through a day in the life on Pine Ridge reservation to see how the Dawes Act continues to affect people's lives today.



Tenth Grade:

A seven-part series on Iran shows life after the collapse of European imperialism.

How to Use Channel One News in Your Classroom


Channel One News
Account Sign in

School Account

You were given access by your school or institution.

Email Address or Username *

Password *

☐ Remember me [Forgot Password?](#)

Sign in

Individual Account

You purchased your account with a credit card.

Email Address *

Password *

☐ Remember me [Forgot Password?](#)

Sign in

The video library and curriculum can be used in whole class activities, small group collaborative projects, flipped classrooms and other blended learning environments. All you need is an internet connection.

How to Log In

1. Go to www.channelone.com/
2. Click "Login"
3. Enter your username and password to access the Channel One News Video Library.

Your Username

Your Password

For additional help, please visit www.channelone.com/frequently-asked-questions/, or contact the Customer Service Group at 844-283-0284 or customerservice@channelone.com

How to Use the Video Library

As a Channel One News Premium subscriber, you get access to a valuable library of more than 4,000 videos and transcripts, searchable by grade, subject, skills and strategies. Teachers and curriculum directors can find engaging content for lesson planning and curriculum development.

Find the Video Library on the navigation bar. Browse the Video Library, or search by keyword.

How to Perform a Keyword Search in the Video Library

1. Click the **search bar** at the top right of any page to begin a keyword search. Type in a keyword or term.
2. Click **"video"** to narrow the results by "video," which will also reveal a left menu with **Subjects, Grades, Topics** and **Skills** and **Strategies**.
3. You can further filter your results by selecting **Subjects, Grades, Topics** or **Skills** and **Strategies**.

1

Channel One News

VIDEO LIBRARY

TEACHER RESOURCES

CURRICULUM

SEARCH

LOG IN

Search Results for: drought

Video [0]

Results Displaying 1 - 6 of 84

03.03.2015

VIDEO

Teen's Drought Invention

A California teen's invention helps fight the state's devastating drought.

08.31.2016

VIDEO

5 Things to Know: California Drought

What you need to know about the historic drought in California.

08.31.2016

VIDEO

5 Things to Know: California Drought, Jr.

What you need to know about the historic drought in California.

03.03.2015

VIDEO

Teen's Drought Invention, Jr.

A California teen's invention helps fight the state's devastating drought.

08.31.2016

VIDEO

Get Your Geek On: Cloud Seeding

After four years of historic drought, scientists in California are turning to cloud seeding for help.

08.31.2016

VIDEO

Get Your Geek On: Cloud Seeding, Jr.

After four years of historic drought, scientists in California are turning to cloud seeding for help.

1

2

3

4

5

OLDER >

LAST >

Refine Search

RESOURCE TYPE

Video 84

News 34

Interact 6

Blog 5

FEATURES

Investigations

SUBJECTS

ELA 80

Math 2

Science 70

Social Studies 37

Technology & Engineering 11

GRADES

3 4 5 6 7

8 9 10 11 12

TOPICS

Colleges & Career Readiness 8

Elections & Politics 2

Financial Literacy 2

Geography 22

Government 33

Health 6

Human Interest 14

Media Literacy 2

STEM 29

Sports 2

The Environment 51

U.S. News 21

Weather 29

World News 5

CCSS SKILLS AND STRATEGIES

Cause And Effect 67

College And Career 4

Compare And Contrast 18

Fact And Opinion 2

Main Idea And Detail 33

Problem-Solution 39

Reading For Information 47

Sequence Of Events 11

Navigating the Video Segment Page


Click on any item in the left menu to begin the day's activities.

For each video, you'll find Student Activities and Teacher Resources. Every segment includes vocabulary, quiz questions and discussion prompts. One segment per day offers a full lesson plan, with a slideshow that deepens understanding of complex topics, a writing prompt and a media literacy activity.

The transcript bar appears when you click on items in the left menu. Transcripts can be downloaded or printed. Use transcripts to reinforce nonfiction reading comprehension skills and to support English language learners and struggling readers.

Next Big Thing: Best of 2018

PUBLISHED ON: 05.21.2018



SHARE:

Show Transcript PRINT VIEW

Student Activities

Words in the News Quiz Discuss Slideshow Assess Write Media Literacy

virtual (adjective): Very close to being something without actually being it; existing or occurring on computers or on the internet.

Heard on the Air: "This gamer's paradise is a **virtual** escape to any- and everywhere."

turbulence (noun): Sudden, unexpected and violent movement of air that causes a plane to jerk up and down rather than fly smoothly ahead.

Seen in the Slideshow: "People who are afraid of flying can go on a virtual flight that allows them to experience being on an airplane — and experience **turbulence** — while in a safe environment."

Student Activities

Words in the News

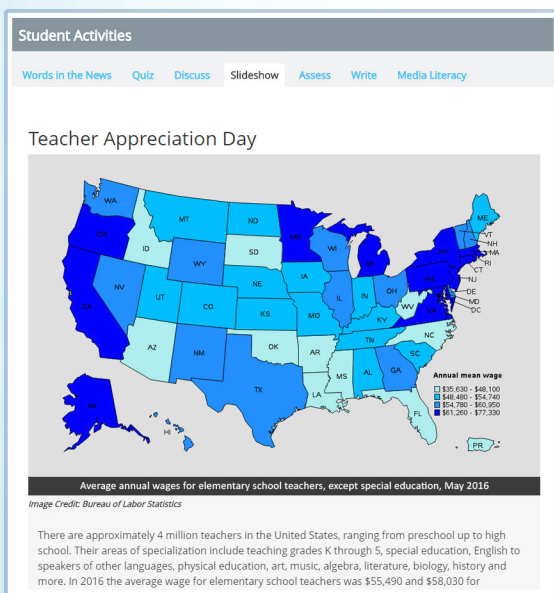
Introduce these academic and domain-specific vocabulary words and key terms pulled directly from the video and slideshow. Review with students before or directly after viewing the video.

Quiz

Use the multiple-choice assessment questions to check for understanding after viewing the video.

Discuss

Use these open-ended discussion prompts for whole class, think-pair-share or small group discussions. The prompts test students' comprehension and drive them to support answers with evidence.



Slideshow

The slideshows provide photographs, primary source images, charts, maps, graphs and even animated graphics that deepen understanding of concepts covered in the video. This multimodal approach delivers to a wide range of learning styles. Slideshows might provide a timeline of events, outline career paths for related industries, frame understanding of difficult STEM topics or detail geopolitical relationships. Use the Slideshow to extend student learning during class, or assign the Slideshow and corresponding Assess questions, Writing Prompt and Media Literacy Activity for homework.

Assess

Use these multiple-choice assessment questions to check for understanding after viewing the slideshow. Hints and answer feedback provide students with additional motivation and support.

Write

The standards-aligned Writing Activity offers an original argumentative, explanatory or narrative writing prompt based on the video and slideshow. Students can submit writing by typing or pasting their answers into the text field and entering your teacher email address to send their work to you.

Media Literacy

The Media Literacy activities help students become critical media consumers. Activities might take students to other news outlets to compare coverage, or provide a primary source document for deeper analysis. Additional activities include sending students on a scavenger hunt to a vetted website to further explore a topic or to evaluate potential media bias.

Teacher Resources

Lesson Plan

A detailed, step-by-step lesson plan guides teachers through instructional activities, including a Lesson Overview, Objectives, Opening Activity and Closing Activity.

The Opening Activity assesses students' prior knowledge and builds interest in the upcoming lesson's content. The Closing Activity allows teachers to check for understanding and informs subsequent lesson planning.

Standards

Curriculum content is correlated to national and state standards.

Click on Standards (and give the tool a moment to load). Scroll through the drop-down menu of national and state standards, and select the standards you need. Then, click View Standards. Once the standards load, you'll see a grade-level, drop-down menu. Select a grade, and then click Go. You can also switch to other standards from the drop-down menu.

Fear of Failure

PUBLISHED ON: 05.22.2018


Curriculum

Student Activities

- Words in the News
- Quiz
- Discuss
- Slideshow
- Assess
- Write
- Media Literacy

Teacher Resources

- Lesson Plan
- Standards



SHARE:

Show TranscriptPRINTVIEW

Teacher Resources

Lesson PlanStandards

"Students Face Their Fear of Failure" Lesson Plan

Overview

High-achieving students are entering college and facing failure for the first time. With no prior experience with failure, some students are freezing in fear. Colleges and treatment centers step in to help get students back on track. The slideshow helps students learn how to build their own resilience so that they can face setbacks and learn to bounce back.

Objectives

Students will:

- Learn about the importance of failure in the learning process
- Learn about the importance of resilience in overcoming setbacks
- Write about their own experience with failure and how they overcame it

1. Opening Activity: Start by asking students, "What is failure?" Then ask students to think about a story of a famous person who faced a failure.

Ask students:

- How did the person respond to the failure?
- How did other people respond to the failure?
- What did the person do to recover from that failure?

Words in the News: Click on Words in the News, and introduce these vocabulary words and key terms to students before viewing the video.

2. Watch Video

3. Quiz: Use the multiple-choice assessment question to check for understanding after viewing the video.

4. Discuss: Use these discussion prompts for whole class, think-pair-share or small group discussions.

5. Slideshow: Share this slideshow to help students learn about how to build resilience.

6. Assess: Click on Assess and use the multiple-choice assessment questions to check for understanding after viewing the slideshow.

7. Write: Students can submit writing by typing or pasting their answers into the text field and entering your teacher email address to send their work to you.

8. Media Literacy: Students will study a website that helps students overcome test anxiety.

9. Closing Activity: Have students answer the following questions on an exit ticket.

- What is the most important thing you learned today?
- What unanswered questions do you have?

Fear of Failure

PUBLISHED ON: 05.22.2018

Curriculum

Student Activities

- Words in the News
- Quiz
- Discuss
- Slideshow
- Assess
- Write
- Media Literacy


Teacher Resources

- Lesson Plan
- Standards

Show TranscriptPRINTVIEW

Teacher Resources

Lesson PlanStandards



Please select which set(s) of standards you wish to view:

All

National Standards

- Next Generation Science Standards (NGSS)
- NCSS Standards
- AASL Standards
- ISTE for Students (ISTE-S)

United States Standards

- Alabama Standards
- Alaska Standards

Press and hold the Ctrl key to select multiple sets

View Standards

How to Use the Standards Correlations Tool

The screenshot shows the 'Education Correlations' page on the Channel One News website. On the left is a sidebar with a 'TEACHER RESOURCES' section containing links: 'Subscribe Now', 'About Curriculum', 'Lesson Plans', 'Weekly News Quiz', 'Newsletter', 'Transcripts', 'Correlations' (highlighted), 'Funding', 'Awards', and 'Testimonials'. The main content area has a header 'Education Correlations' and a paragraph explaining that Channel One News segments align with Common Core State Standards and other state and national standards. Below this is a section titled 'How to use this tool' with two subsections: 'Standards Search' and 'Content Search'. The 'Standards Search' section includes instructions to enter standards, subject area, and grade level, and a 'Search' button. The 'Content Search' section includes instructions to enter the subject area, grade level, and keywords, and a 'Search' button. At the bottom, there is a 'Channel One Segment Search' section with similar dropdown menus and a 'Search' button.

Go to **www.channelone.com/correlations**.

Every day, standards experts correlate Channel One News segments with national and state standards. You can use this convenient search tool for curriculum planning and to review required standards.

Standards Search:

From the drop-down menus, select **Standards**, **Subject** and **Grade Level**, along with any standards text. You can also enter a standards number, and check the box next to “standards number.” Then, click Search.

In the results, you can click “**Materials correlated to this standard**,” which will bring up a list of all Channel One News video segments that align to that standard.

Segment Search:

From the drop-down menus, select **Subject** and **Grade**. Enter a topic keyword (optional). Then select the standards you require.

The tool will produce a list of videos that align to that set of standards. You can click “**View Standards**” on the list of results to see all of the correlating standards for that video. Turn any filter off by clicking the “**x**.”

For additional help, please visit www.channelone.com/frequently-asked-questions/, or contact the Customer Service Group at 844.283.0284 or customerservice@channelone.com