

The Writing Process

Why Write? 1

USING THE WRITING PROCESS

Understanding the Writing Process 5

 Developing Good Writing Habits 6

 The Process in Action 8

One Writer's Process 11

Prewriting: Selecting a Topic 13

Writing: Developing Your First Draft 14

Revising: Focusing on the Big Picture 16

Editing: Checking for Conventions 22

Publishing: Sharing Your Writing 24

Peer Responding 29

 Basic Rules of Peer Responding 30

 Writing-Group Guidelines 32

Understanding the Traits of Writing 33

Ideas 35

Organization 37

Voice 40

Word Choice 41

Sentence Fluency 42

Conventions 44

Using a Rubric 45

 Understanding Rubrics 46

 Revising and Editing with a Rubric 50

Publishing Your Writing 57

 Sharing Your Writing 58

 Publishing Online 64


Creating a Portfolio 65

 Types of Portfolios 66

 Sample Portfolio Reflections 69

RESPONSE TO LITERATURE

Writing a Response Paragraph	283
<u>STUDENT MODEL</u> “A Friendship Fort”	284
Writing a Book Review	287
Traits of a Response to Literature	288
<u>STUDENT MODEL</u> “ <i>Bud, Not Buddy</i> ”	289
Prewriting	291
Writing	295
Revising	301
<input type="checkbox"/> Ideas: Revising the Focus and Supporting Details	302
<input type="checkbox"/> Organization: Starting Strong and Using Transitions to Show Time Order	304
<input type="checkbox"/> Voice: Using a Knowledgeable, Formal Voice	306
<input type="checkbox"/> Word Choice: Selecting Verbs and Modifiers	308
<input type="checkbox"/> Sentence Fluency: Avoiding Rambling and Repetition	310
Editing	313
<input type="checkbox"/> Conventions: Correcting Verb Tense and Usage	314
Publishing	317
<input type="checkbox"/> Presentation: Designing and Sharing Your Essay	317
Assessing	
Rubric for Response to Literature	318
Reflecting on Your Writing	322
Writing Fictionalized Journal Entries	323
<u>STUDENT MODEL</u> “ <i>Charlotte’s Web</i> ”	324
Writing Across the Curriculum	329
Social Studies: Reviewing a Biography	330
Science: Summarizing an Article	332
Practical Writing: Completing an Evaluation	334
Writing for Assessment	336



The Forms of Writing

DESCRIPTIVE WRITING

Writing a Descriptive Paragraph	71
<u>STUDENT MODEL</u> “Night Visitor”	72
Describing an Event	75
<u>STUDENT MODEL</u> “The Face-Off”	76
Prewriting	78
Writing	80
Revising	82
Editing	82
Writing Across the Curriculum	83
Social Studies: Describing a Scene in a Different Time	84
<u>STUDENT MODEL</u> “Gold Rush Days”	84
Math: Describing Geometric Terms	86
<u>STUDENT MODEL</u> “A Straight Angle” and “A Right Angle”	86
Science: Describing a Natural Event	88
<u>STUDENT MODEL</u> “Fog”	88
Practical Writing: Creating a Thank-You Note	90
<u>STUDENT MODEL</u> “Dear Aunt Gloria”	90



NARRATIVE WRITING

Writing a Narrative Paragraph	93
<u>STUDENT MODEL</u> “Things That Go Bump”	94
Sharing an Experience	97
Traits of Narrative Writing	98
<u>STUDENT MODEL</u> “Turtle Lady”	99
Prewriting	101
Writing	107
Revising	113
<input type="checkbox"/> Ideas: Using the 5 W’s and Sensory Details	114
<input type="checkbox"/> Organization: Checking Beginning, Middle, and Ending	116
<input type="checkbox"/> Voice: Using Natural Voice and Dialogue	118
<input type="checkbox"/> Word Choice: Refining Modifiers and Using Synonyms	120
<input type="checkbox"/> Sentence Fluency: Varying Sentence Lengths	122
Editing	125
<input type="checkbox"/> Conventions: Punctuating and Indenting Dialogue	126
Publishing	129
<input type="checkbox"/> Presentation: Designing and Sharing Your Narrative	129
Assessing	
Rubric for Narrative Writing	130
Reflecting on Your Writing	134
Writing a Biographical Narrative	135
<u>STUDENT MODEL</u> “The Last Reckless Ride”	136
Writing Across the Curriculum	143
Social Studies: Writing Classroom Journals	144
Math: Writing Story Problems	146
Science: Writing an Anecdote	148
Practical Writing: Recording Class Minutes	150
Writing for Assessment	152



EXPOSITORY WRITING

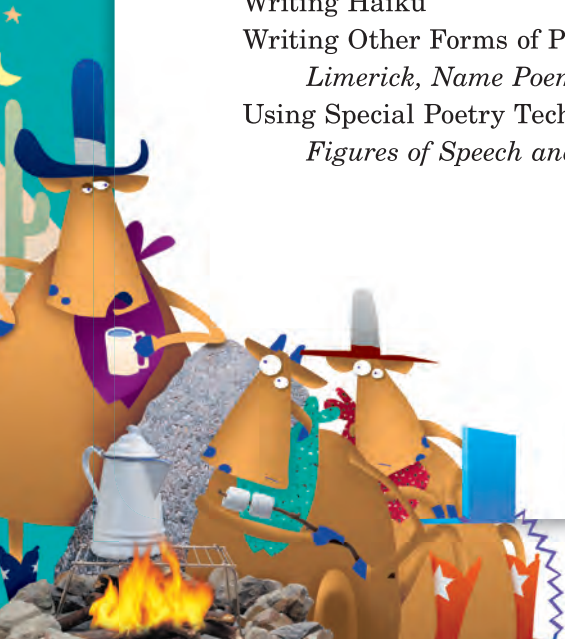
Writing an Expository Paragraph	157
<u>STUDENT MODEL</u> “How to Make an Omelet”	158
Explaining a Process	161
Traits of Expository Writing	162
<u>STUDENT MODEL</u> “How to Give a Dog a Bath”	163
Prewriting	165
Writing	171
Revising	177
<input type="checkbox"/> Ideas: Adding Variety and Specific Details	178
<input type="checkbox"/> Organization: Checking Organization and Transitions	180
<input type="checkbox"/> Voice: Fitting Your Voice to Your Audience	182
<input type="checkbox"/> Word Choice: Using Specific Nouns and Action Verbs	184
<input type="checkbox"/> Sentence Fluency: Fixing Fragments and Sentences	186
Editing	189
<input type="checkbox"/> Conventions: Using Commas to Add Clarity	190
Publishing	193
<input type="checkbox"/> Presentation: Designing and Sharing Your Essay	193
Assessing	
Rubric for Expository Writing	194
Reflecting on Your Writing	198
Writing a Classification Essay	199
<u>STUDENT MODEL</u> “What Instrument Are You?”	200
Writing Across the Curriculum	205
Social Studies: Creating a Survey	206
Math: Explaining a Concept	208
Science: Writing an Explanation	210
Practical Writing: Drafting Directions	212
Writing for Assessment	214

PERSUASIVE WRITING

Writing a Persuasive Paragraph	219
<u>STUDENT MODEL</u> “Ramp It Up!”	220
Promoting a Cause	223
Traits of Persuasive Writing	224
<u>STUDENT MODEL</u> “Avoiding Exotic Pets”	225
Prewriting	227
Writing	233
Revising	239
<input type="checkbox"/> Ideas: Avoiding “Fuzzy Thinking”; Using Qualifiers	240
<input type="checkbox"/> Organization: Using Transitions to Connect Ideas	242
<input type="checkbox"/> Voice: Making Voice Confident and Positive	244
<input type="checkbox"/> Word Choice: Removing Repetition and Empty Adjectives	246
<input type="checkbox"/> Sentence Fluency: Combining for Sentence Variety	248
Editing	251
<input type="checkbox"/> Conventions: Using Comparatives and Superlatives	252
Publishing	255
<input type="checkbox"/> Presentation: Designing and Sharing Your Essay	255
Assessing	
Rubric for Persuasive Writing	256
Reflecting on Your Writing	260
Writing a Pet-Peeve Essay	261
<u>STUDENT MODEL</u> “No More Mystery Meat”	262
Writing Across the Curriculum	267
Social Studies: Creating an Editorial Cartoon	268
Math: Presenting a Proof	270
Science: Supporting a Theory	272
Practical Writing: Drafting a Persuasive Letter	274
Writing for Assessment	278

CREATIVE WRITING

Writing Stories	343
<u>STUDENT MODEL</u> “Journey to the Top of the World”	344
Prewriting	346
Selecting a Topic	346
Creating a Plot and Gathering Sensory Details	347
Writing	348
Revising	348
Editing	349
Publishing	349
Story Patterns	350
Elements of Fiction	351
Writing Poems	353
<u>STUDENT MODEL</u> “White Flame”	354
Prewriting	355
Selecting a Topic and Gathering Details	355
Using Poetry Techniques	356
Writing	356
Revising	357
Editing	357
Publishing	357
Writing Haiku	358
Writing Other Forms of Poetry:	
<i>Limerick, Name Poem, and Phrase Poem</i>	359
Using Special Poetry Techniques:	
<i>Figures of Speech and Sounds of Poetry</i>	360





RESEARCH WRITING

Building Research Skills	363
Primary vs. Secondary Sources	364
Using the Internet	366
Using the Library	367
Using Reference Materials	372
Evaluating Sources	376
Writing a Summary Paragraph	377
<u>STUDENT MODEL</u> “Fire Mountain Roars”	378
Writing a Research Report	381
<u>STUDENT MODEL</u> “Exploring the Ring of Fire”	382
Prewriting	386
Selecting a Topic	386
Sizing Up Your Topic	387
Using a Gathering Grid	388
Using Interviews	388
Creating Note Cards	389
Avoiding Plagiarism	390
Keeping Track of Your Sources	391
Writing Your Thesis Statement	392
Outlining Your Ideas	393
Writing	394
Citing Sources in Your Report	395
Creating Your Works-Cited Page	399
Revising	401
Editing	403
Publishing	405
<u>STUDENT MODEL</u> “Hurricane Havoc”	406
Research Report Checklist	410
Developing Multimedia Presentations	411
Creating Multimedia Presentations	412
Presentation Checklist	415

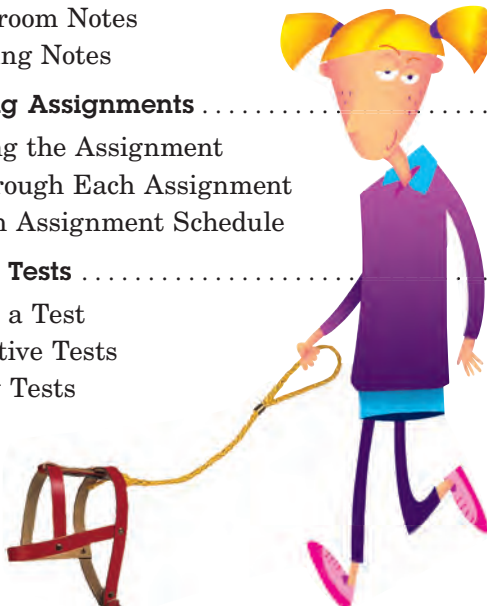
The Tools of Learning

SPEAKING TO LEARN

Listening and Speaking	417
Listening in Class	418
Participating in a Group	420
Speaking in Class	422
Making Oral Presentations	423
Preparing Your Presentation	424
Organizing a Demonstration Speech	426
Delivering Your Speech	428

WRITING TO LEARN

Keeping Journals and Learning Logs	431
Keeping a Personal Journal	432
Writing in Other Journals	434
Writing in a Learning Log	435
Writing-to-Learn Activities	439
Taking Notes	441
Taking Classroom Notes	442
Taking Reading Notes	445
Completing Writing Assignments	449
Understanding the Assignment	450
Thinking Through Each Assignment	451
Setting Up an Assignment Schedule	458
Taking Classroom Tests	459
Preparing for a Test	460
Taking Objective Tests	462
Taking Essay Tests	464



Basic Grammar and Writing

WORKING WITH WORDS

What can I do with nouns in my writing?	472
Identify People, Places, Things, and Ideas	472
Rename the Subject	472
Complete the Action of the Verb	473
Add Specific Information	473
How can I produce better writing with pronouns?	476
Avoid Repeating Nouns	476
Improve Sentence Flow	477
Avoid Agreement Problems	478
How can I use more effective verbs?	482
Show Powerful Action	482
Create Active Voice	482
Show When Something Happens	483
Show Special Types of Action	484
Share the Right Feeling	485
How can I strengthen my writing with adjectives?	488
Create Stronger Descriptions	488
Form “Extra-Strength” Modifiers	488
Use Sensory Details	489
How can I use adverbs effectively?	492
Describe Actions	492
Add Emphasis	492
Modify Adjectives	493
Be Precise	493
What can I do with prepositions?	495
Add Information	495
What can I do with conjunctions?	497
Connect a Series of Ideas	497
Expand Sentences	497
Show a Relationship	498

BUILDING EFFECTIVE SENTENCES

Writing Complete Sentences	500
<i>How can I make sure my sentences are complete?</i>	504
Check Your Subjects and Predicates	504
Edit Your Writing Carefully	505
Fixing Sentence Problems	506
Check for Run-On Sentences	506
Eliminate Rambling Sentences	507
<i>What can I do to write clear sentences?</i>	508
Make Subjects and Verbs Agree	508
<i>What should I do to avoid nonstandard sentences?</i>	510
Avoid Double Negatives	510
Improving Your Sentence Style	511
<i>How can I make my sentences flow more smoothly?</i> ..	512
Combine with Key Words or Phrases	512
Combine with a Series of Words	513
Combine with Subjects and Predicates	514
<i>What can I do to add variety to my writing?</i>	515
Write Simple Sentences	515
Create Compound Sentences	516
Develop Complex Sentences	517
Use Questions and Commands	518
<i>What can I do to add details to my sentences?</i>	519
Expand with Prepositional Phrases	519
Expand with Appositive Phrases	520
<i>How can I make my sentences more interesting?</i>	521
Model Sentences	521
Develop a Sentence Style	522

CONSTRUCTING STRONG PARAGRAPHS

The Parts of a Paragraph	524
A Closer Look at the Parts	525
Types of Paragraphs	526
Compose Narrative Paragraphs	526
Create Descriptive Paragraphs	527
Write Expository Paragraphs	528
Develop Persuasive Paragraphs	529
Writing Effective Paragraphs	530
<i>How can I find interesting details?</i>	531
Use Personal Details	531
Use Other Sources of Details	531
<i>How do I know what kinds of details to gather?</i>	532
Writing About a Person, a Place, an Object	532
Writing About an Event	533
Writing a Definition	533
<i>What can I do to organize my details effectively?</i>	534
Use Chronological Order	534
Use Order of Location	535
Use Order of Importance	536
Use Comparison-Contrast Order	537
<i>How can I be sure all my details work well?</i>	538
Create Unity in Your Writing	538
Develop Coherence from Start to Finish	539
<i>How can I turn my paragraphs into essays?</i>	540
Use an Essay Plan	540
<i>How do I know if I have a strong paragraph?</i>	541
Use a Paragraph Checklist	541

A Writer's Resource

Selecting Ideas

How can I find the best topics to write about? 544

Try a Topic-Selecting Strategy 544

Review the "Basics of Life" List 545

What can I do to get started?..... 546

Use a List of Writing Topics 546

How can I collect details for my writing? 548

Try Graphic Organizers 548

Improving Organization

What can I do to organize my details better?..... 550

Make Lists and Outlines 550

Use Patterns of Organization 551

How can I write terrific topic sentences? 552

Try Eight Special Strategies 552

What other forms can I use for my writing?..... 554

Try These Forms of Writing 554

Enriching Your Writing Voice

How can I make my voice more colorful?..... 556

Use Dialogue 556

Show, Don't Tell 557

Strengthening Word Choice and Vocabulary

What can I do to improve my writing style?	558
Learn Some Writing Techniques	558
How can I expand my writing vocabulary?	560
Study Writing Terms	560
How can I mark changes in my writing?	562
What can I do to increase my vocabulary skills?	563
Use Context	563
How can I build my vocabulary across the curriculum?	564
Learn About Prefixes	564
Study Suffixes	566
Understand Roots	567

Improving Sentence Fluency

What can I do to write more effective sentences?	570
Study Sentence Patterns	570
Practice Sentence Diagramming	571
How can I connect my sentences and paragraphs?	572
Use Transitions	572

Enhancing Your Presentation

What can I do to make my final copy look better?	574
Add Graphics to Your Writing	574
How should I set up my practical writing?	576
Use the Proper Format	576
Follow Guidelines	577

Proofreader's Guide

Marking Punctuation	579
End Punctuation	579
Commas	582
Semicolons	594
Colons	596
Quotation Marks	598
Italics and Underlining	602
Apostrophes	604
Hyphens	608
Dashes and Parentheses	612
Ellipses	614
Editing for Mechanics	618
Capitalization	618
Plurals	630
Abbreviations	634
Numbers	638
Improving Spelling	642
Rules for Spelling	642
Spelling List	645
Using the Right Word	652
Commonly Misused Pairs	652
Understanding Sentences	690
Parts of a Sentence	690
Using the Parts of Speech	702
Nouns	702
Pronouns	706
Verbs	718
Adjectives	732
Adverbs	736
Prepositions	742
Conjunctions	744
Interjections	746
CREDITS	750

Test Prep!

The “Proofreader’s Guide” includes test-prep pages to help you study for tests on punctuation, mechanics, usage, sentences, and the parts of speech.

