

The Writing Process

Why Write? 1

USING THE WRITING PROCESS

Understanding the Writing Process 3

Becoming a Writer 4

The Steps in the Writing Process 5

The Process in Action 6

Working with the Traits 8

One Writer's Process 9

Previewing the Goals 10

Prewriting Selecting a Topic 11

Gathering Details 11

Writing Completing Your First Draft 12

Revising Improving Your Writing 14

Using a Peer Response 15

Editing Checking for Conventions 16

Assessing the Final Copy 19

Reflecting on Your Writing 20

Understanding the Traits of Writing 21

Introducing the Traits 22

■ Ideas 23

■ Organization 25

■ Voice 27

■ Word Choice 28

■ Sentence Fluency 29


■ Conventions 30



PERSUASIVE WRITING

| | |
|--|------------|
| Writing a Persuasive Paragraph | 183 |
| <u>STUDENT MODEL</u> “The Best Health Drink of All” | 184 |
| Expressing an Opinion | 187 |
| Understanding Your Goal | 188 |
| <u>STUDENT MODEL</u> “Polishing Your Pearly Whites” | 189 |
| Prewriting | 191 |
| Writing | 197 |
| Revising | |
| ■ Ideas: Improving Supporting Details | 204 |
| ■ Organization: Organizing Paragraphs and Using Transitions | 206 |
| ■ Voice: Using a Serious Voice | 208 |
| ■ Word Choice: Finding Specific Words and the Right Connotation | 210 |
| ■ Sentence Fluency: Expanding Sentences and Fixing Run-On Sentences | 212 |
| Editing | |
| ■ Conventions: Using Commas Correctly | 216 |
| Publishing | |
| ■ Presentation: Designing and Sharing Your Essay | 219 |
| Assessing | |
| Rubric for Persuasive Writing | 220 |
| Evaluating a Persuasive Essay | 222 |
| Reflecting on Your Writing | 224 |
| Writing Across the Curriculum | 225 |
| Science: Writing an Editorial | 226 |
| Social Studies: Creating a Brochure | 230 |
| Practical Writing: Drafting a Persuasive Letter | 232 |
| Writing for Assessment | 236 |

| | |
|--|-----------|
| Using a Rubric | 31 |
| Understanding Rubrics | 32 |
| Reading a Rubric | 33 |
| Assessing with a Rubric | 34 |
| Reviewing an Assessment | 36 |
| Assessing a Narrative | 38 |
| Peer Responding | 39 |
| Peer-Responding Guidelines | 40 |
| Making Helpful Responses | 41 |
| Peer Response Sheet | 42 |
| Publishing and Portfolios | 43 |
| Designing Your Writing | 44 |
| Types of Portfolios | 47 |
| Parts of a Portfolio | 48 |
| Sample Portfolio Reflections | 49 |



The Forms of Writing

DESCRIPTIVE WRITING

| | |
|---|-----------|
| Writing a Descriptive Paragraph | 51 |
| <u>STUDENT MODEL</u> “Squeaky Clean” | 52 |
| Describing a Person | 55 |
| <u>STUDENT MODEL</u> “Aunt Frankie” | 56 |
| Prewriting Selecting a Topic | 58 |
| Using Sensory Details | 59 |
| Writing Starting Your Essay | 60 |
| Developing the Middle Part | 61 |
| Ending Your Essay | 62 |
| Revising | 62 |
| Editing | 62 |
| Writing Across the Curriculum | 63 |
| Social Studies: Describing a Person from History | 64 |
| Science: Describing a Chemical Change | 66 |
| Writing for Assessment | 68 |

NARRATIVE WRITING


| | |
|--|------------|
| Writing a Narrative Paragraph | 71 |
| <u>STUDENT MODEL</u> “A Successful Run” | 72 |
| Sharing a Personal Success | 75 |
| Understanding Your Goal | 76 |
| <u>STUDENT MODEL</u> “What Is It?” | 77 |
| Prewriting | 79 |
| Writing | 85 |
| Revising | |
| ■ Ideas: Using Effective Sensory Details | 92 |
| ■ Organization: Checking Beginning, Middle, and Ending | 94 |
| ■ Voice: Adding Voice and Using Dialogue | 96 |
| ■ Word Choice: Choosing Nouns and Adjectives | 98 |
| ■ Sentence Fluency: Making Sentences Interesting | 100 |
| Editing | |
| ■ Conventions: Punctuating Dialogue | 104 |
| Publishing | |
| ■ Presentation: Designing and Sharing Your Narrative | 107 |
| Assessing | |
| Rubric for Narrative Writing | 108 |
| Evaluating a Narrative | 110 |
| Reflecting on Your Writing | 112 |
| Writing Across the Curriculum | 113 |
| Social Studies: Sharing a Moment in History | 114 |
| Math: Sharing a Personal Experience | 118 |
| Practical Writing: Creating an E-Mail Message | 120 |
| Writing for Assessment | 122 |

EXPOSITORY WRITING

| | |
|--|------------|
| Writing an Expository Paragraph | 127 |
| <u>STUDENT MODEL</u> “Hit the Penny” | 128 |
| Explaining How Something Works | 131 |
| Understanding Your Goal | 132 |
| <u>STUDENT MODEL</u> “Food for Everybody” | 133 |
| Prewriting | 135 |
| Writing | 141 |
| Revising | |
| ■ Ideas: Making Details Interesting | 148 |
| ■ Organization: Checking Your Beginning and Ending | 150 |
| ■ Voice: Fitting Your Voice to Your Essay | 152 |
| ■ Word Choice: Removing Wordiness and Using Specialized Words | 154 |
| ■ Sentence Fluency: Fixing Fragments and Sentence Lengths | 156 |
| Editing | |
| ■ Conventions: Using the Right Word and Pronoun-Antecedent Agreement | 160 |
| Publishing | |
| ■ Presentation: Designing and Sharing Your Essay | 163 |
| Assessing | |
| Rubric for Expository Writing | 164 |
| Evaluating an Expository Essay | 166 |
| Reflecting on Your Writing | 168 |
| Writing Across the Curriculum | 169 |
| Social Studies: Writing a Comparison-Contrast Essay | 170 |
| Math: Creating a Circle Graph | 174 |
| Practical Writing: Taking Two-Column Notes | 176 |
| Writing for Assessment | 178 |

RESPONSE TO LITERATURE

| | |
|---|------------|
| Writing a Response Paragraph | 241 |
| <u>STUDENT MODEL</u> “Keeper of the Doves” | 242 |
| Writing a Book Review | 245 |
| <u>STUDENT MODEL</u> “Treasure Island” | 246 |
| Prewriting | 248 |
| Writing | 251 |
| Revising | 255 |
| Editing | 256 |
| Reflecting on Your Writing | 257 |
| Additional Ideas for Book Reviews | 258 |
| Writing in a Response Journal | 259 |
| Additional Questions for Responding | 260 |
| Other Forms of Responding | 261 |
| Responding to a Quotation | 262 |
| Writing for Assessment | 266 |
| Responding to a Poem | 268 |
| Writing for Assessment | 272 |
| Responding to a Nonfiction Article | 274 |
| Writing for Assessment | 278 |
| Responding to an Anecdote | 280 |
| Writing for Assessment | 284 |



CREATIVE WRITING

| | |
|---|------------|
| Writing Stories | 287 |
| <u>STUDENT MODEL</u> “My Best Friend, Ben” | 288 |
| Prewriting | |
| Selecting a Topic and Mixing Fact and Fiction | 290 |
| Creating a Plot | 291 |
| Writing | 292 |
| Revising | 293 |
| Editing | 293 |
| Creating a Tall Tale | 294 |
| Creating a Play | 295 |
| Story Patterns | 296 |
| Elements of Fiction | 297 |
| Writing Poems | 299 |
| <u>STUDENT MODEL</u> “Aviary” | 300 |
| Prewriting | |
| Selecting a Topic and Gathering Details | 301 |
| Using Poetry Techniques | 302 |
| Writing | 302 |
| Revising | 303 |
| Editing | 303 |
| Publishing | 303 |
| Writing a Diamanté | 304 |
| Writing Other Forms of Poetry | 305 |
| Using Special Poetry Techniques: | |
| <i>Figures of Speech and Sounds of Poetry</i> | 306 |



RESEARCH WRITING

| | |
|--|------------|
| Building Research Skills | 309 |
| Gathering Information and Evaluating Sources | 310 |
| Researching on the Internet | 311 |
| Using the Library | 312 |
| Using Reference Materials | 317 |
| Writing a Summary Paragraph | 321 |
| <u>STUDENT MODEL</u> “The Wilderness Road” | 322 |
| Writing a Research Report | 325 |
| <u>STUDENT MODEL</u> “Daniel Boone, the Explorer” | 326 |
| Prewriting | |
| Selecting and Sizing Up Your Topic | 330 |
| Using a Gathering Grid and Note Cards | 332 |
| Keeping Track of Your Sources | 334 |
| Organizing Ideas | 335 |
| Making an Outline | 336 |
| Writing | |
| Starting Your Research Report | 338 |
| Developing the Middle Part | 339 |
| Citing Your Sources | 340 |
| Ending Your Report | 341 |
| Creating Your Works-Cited Page | 342 |
| Revising | |
| Revising for Ideas | 344 |
| Revising for Organization | 345 |
| Editing | 347 |
| Publishing | |
| ■ Presentation: Designing and Sharing Your Report | 349 |
| Developing Multimedia Presentations | 351 |
| Getting Started | 352 |
| Presentation Checklist | 355 |

The Tools of Learning

SPEAKING TO LEARN

| | |
|---|------------|
| Listening and Speaking | 357 |
| Listening in Class | 358 |
| Participating in a Group | 359 |
| Speaking in Class | 360 |
| Giving Speeches | 361 |
| Preparing Your Speech | 362 |
| Organizing an Informative Speech | 363 |
| Giving Your Speech | 365 |

WRITING TO LEARN

| | |
|---|------------|
| Keeping Journals and Learning Logs | 367 |
| Keeping a Personal Journal | 368 |
| Writing in Other Journals | 370 |
| Writing in a Learning Log | 371 |
| Writing-to-Learn Activities | 373 |
| Taking Notes | 375 |
| Taking Classroom Notes | 376 |
| Taking Reading Notes | 378 |


CLASSROOM SKILLS


| | |
|---|------------|
| Improving Viewing Skills | 381 |
| Watching the News | 382 |
| Watching Television Specials | 383 |
| Thinking About What You Watch | 384 |
| Being Aware of Commercials | 385 |
| Viewing Web Sites | 386 |
| Taking Classroom Tests | 387 |
| Preparing for a Test | 388 |
| Taking Objective Tests | 390 |
| Responding to Writing Prompts | 392 |

Basic Grammar and Writing

WORKING WITH WORDS

| | |
|--|------------|
| Using Nouns | 395 |
| Kinds and Number of Nouns | 396 |
| Possessive Nouns | 397 |
| Use Specific Nouns | 398 |
| Using Pronouns | 400 |
| Personal Pronouns, Person and Number, and Indefinite Pronouns | 400 |
| Forming the Possessive of Pronouns | 402 |
| Avoid Repeating Nouns | 403 |
| Choosing Verbs | 404 |
| Action Verbs and Linking and Helping Verbs | 404 |
| Tenses of Verbs | 406 |
| Number of a Verb and Subject-Verb Agreement | 408 |
| Share the Right Feeling | 410 |
| Describing with Adjectives | 411 |
| Proper and Common Adjectives | 411 |
| Forms of Adjectives | 412 |
| Use Specific Adjectives and Sensory Details | 413 |
| Describing with Adverbs | 414 |
| Forms of Adverbs | 414 |
| Describe Actions and Modify Adjectives | 415 |
| Connecting with Prepositions | 416 |
| Connecting with Conjunctions | 417 |
| Add Information and Connect Short Sentences | 418 |



BUILDING EFFECTIVE SENTENCES**Writing Complete Sentences 420*****How can I make sure my sentences are complete?***Complete Subjects and Predicates **421**Simple Subjects and Predicates **422**Compound Subjects and Predicates **423****Fixing Sentence Problems 424*****How can I be sure my sentences are correct?***Check for Run-On and Rambling Sentences **425**Watch for Subject-Verb Agreement **426**Avoid Double Negatives **427****Improving Sentence Style 428*****How can I add variety to my writing?***Try Different Kinds and Types of Sentences **429**Combine Short Sentences **433**Expand Sentences with Prepositional Phrases **436**Model Sentences **437****Preparing for Tests 438****WRITING PARAGRAPHS****Writing Paragraphs 439**The Parts of a Paragraph **440**Writing Strong Topic Sentences **442**Using Different Levels of Detail **443**Organizing Your Paragraph **444** **Logical Order** **444** **Time Order** **444** **Order of Location** **445** **Order of Importance** **445**Writing Guidelines **446**Test Prep for Paragraphs **448**

A Writer's Resource

Selecting Ideas

How can I find a good topic to write about? **452**

Try a Topic-Selecting Activity **452**

What else can I do to get started? **453**

Use a List of Writing Topics **453**

How can I collect details for my writing? **454**

Try Graphic Organizers **454**

Improving Organization

How can I organize my details effectively? **456**

Put Ideas in Order **456**

Build a Topic Outline **457**

How can I write effective topic sentences? **458**

Try a Special Strategy **458**


What forms can I use for my writing? **459**

Try These Forms of Writing **459**

Discovering Your Writing Voice

How can I create an effective voice? **460**

Make Your Voice Fit Your Purpose **460**



Building Word Choice

| | |
|--|-----|
| <i>How can I spice up my writing style?</i> | 462 |
| Use Writing Techniques | 462 |
| <i>How can I learn to talk about my writing?</i> | 463 |
| Study Writing Terms | 463 |
| <i>How can I mark changes in my writing?</i> | 464 |
| <i>How can I increase my vocabulary skills?</i> | 465 |
| Use Context | 465 |

Improving Sentence Fluency

| | |
|---|-----|
| <i>How can I vary my sentences?</i> | 470 |
| Study Sentence Patterns | 470 |
| Practice Sentence Diagramming | 471 |
| <i>How can I connect my ideas?</i> | 472 |
| Use Transitions | 472 |

Boosting Your Presentation

| | |
|--|-----|
| <i>How can I make my final copy look better?</i> | 474 |
| Add Diagrams and Graphs | 474 |
| Add Pictures | 475 |
| <i>How should I set up my practical writing?</i> | 476 |
| Follow Guidelines for Letters | 476 |



Proofreader's Guide

| | |
|--|------------|
| Marking Punctuation | 479 |
| Periods | 479 |
| Question Marks, Exclamation Points | 480 |
| Commas | 482 |
| Apostrophes | 490 |
| Quotation Marks | 494 |
| Hyphens | 496 |
| Colons | 498 |
| Semicolons, Ellipses | 500 |
| Italics and Underlining | 502 |
| Dashes, Parentheses | 504 |
| Editing for Mechanics | 508 |
| Capitalization | 508 |
| Plurals | 516 |
| Abbreviations | 520 |
| Numbers | 524 |
| Improving Spelling | 528 |
| Rules for Spelling | 528 |
| Spelling List | 532 |
| Using the Right Word | 536 |
| Understanding Sentences | 560 |
| Using the Parts of Speech | 570 |
| Nouns | 570 |
| Pronouns | 576 |
| Verbs | 582 |
| Adjectives | 590 |
| Adverbs | 594 |
| Prepositions | 598 |
| Conjunctions | 600 |
| Interjections | 602 |

Test Prep!

The "Proofreader's Guide" includes test-prep pages to help you study for tests on punctuation, mechanics, usage, sentences, and the parts of speech.